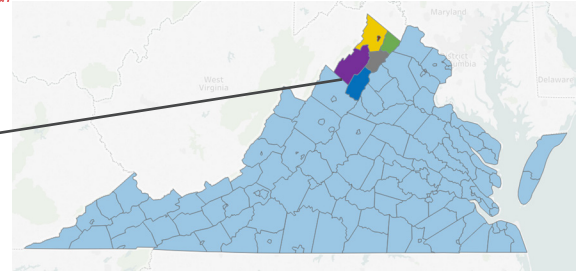
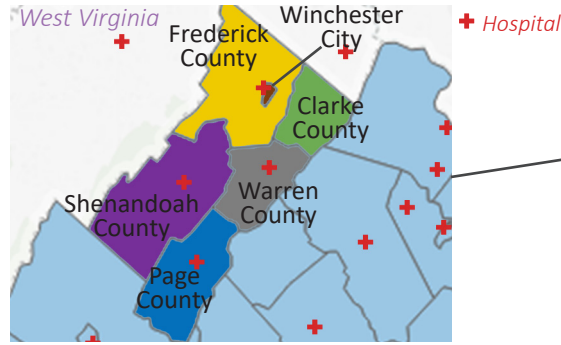


# Lord Fairfax Health District

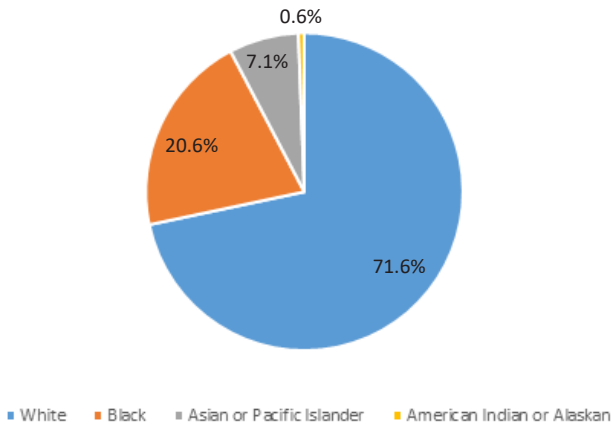
## 2016 Population



Virginia  
8,411,808  
Lord Fairfax  
232,295

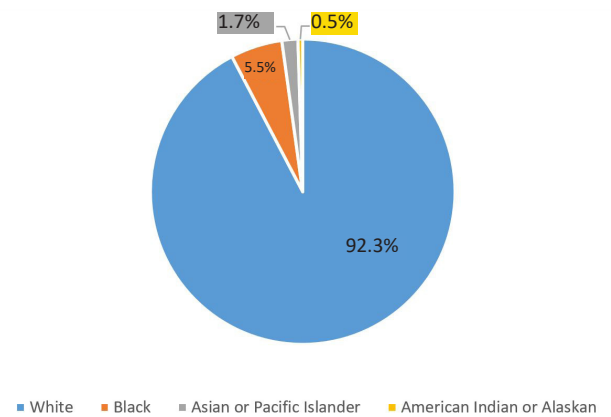


## Virginia Population by Race, 2016



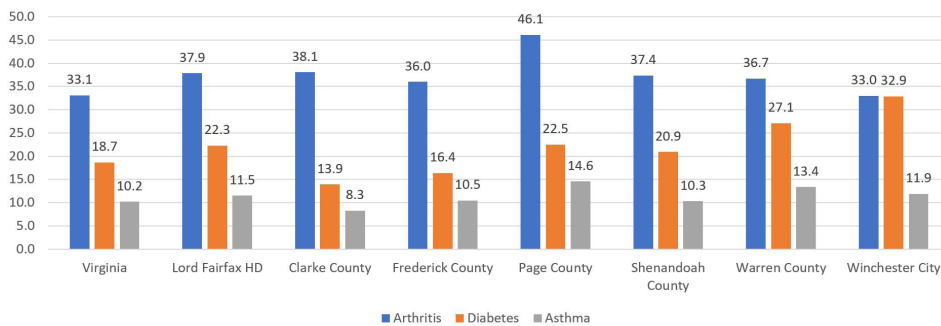
Source: National Center for Health Statistics

## Lord Fairfax Population by Race, 2016



Source: National Center for Health Statistics

## Chronic Disease Hospitalization Three-Year Rolling Rates, 2010-2012 Per 10,000 Population



Source: Virginia Inpatient Hospitalization and Virginia Health Information

## Local HD Information

The Lord Fairfax Health District spans 1,652 square miles of the Shenandoah Valley of northwestern Virginia. It is a very diverse area containing a mix of landscapes including forest, farms, suburbs, towns, and a city. The district provides public health services to the counties of Clarke, Frederick, Warren, Shenandoah, Page and the City of Winchester. The mission of Lord Fairfax Health District is to provide public health leadership with and for the communities we serve. For more information, please visit [www.vdh.virginia.gov/lord-fairfax](http://www.vdh.virginia.gov/lord-fairfax).

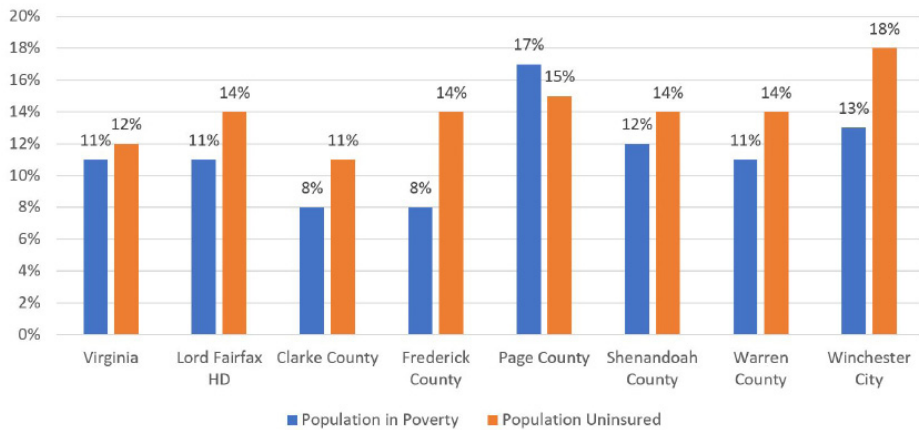
## Top Reportable Communicable Diseases by Incidence Rate, 2016 (Excluding Chronic Hepatitis and Sexually Transmitted Infections)

State	Health District	Locality	Disease	Rate Per 100,000
Virginia			Campylobacteriosis*	18.8
	Lord Fairfax		Lyme disease	47.2
		Clarke County	Lyme disease	97.5
		Frederick County	Lyme disease	49.3
		Page County	Campylobacteriosis*	54.8
		Shenandoah County	Campylobacteriosis*	69.5
		Warren County	Lyme disease	56.3
		Winchester City	Campylobacteriosis*	33.0

\*Food-borne

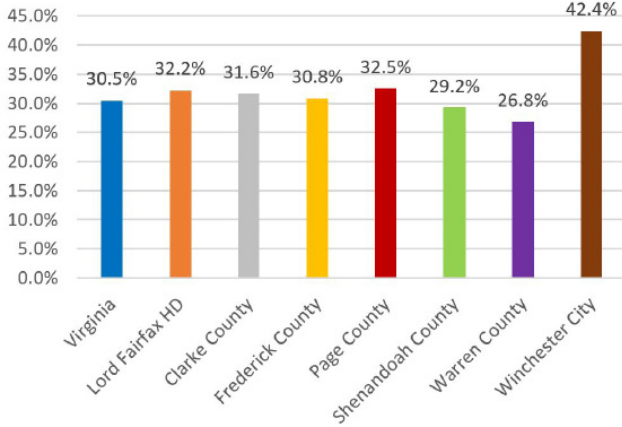
Source: Virginia Electronic Disease Surveillance System (VEDSS)

## Population in Poverty and Uninsured, 2014



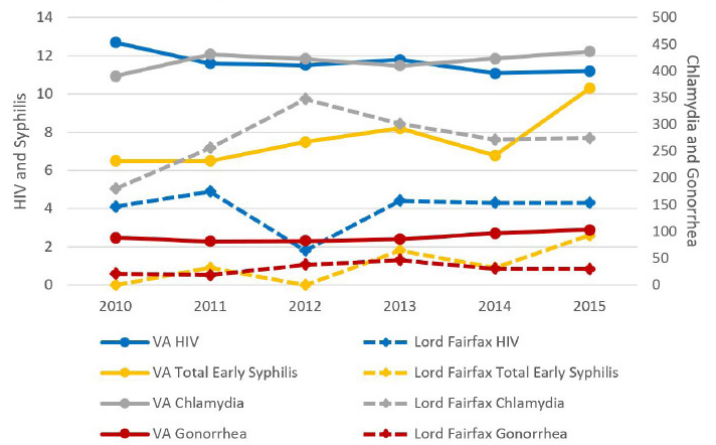
Source: US Census Bureau

## Adults (18+) Reporting Poor Mental Health in the Past 30 Days, 2014



Source: Behavioral Risk Factor Surveillance System

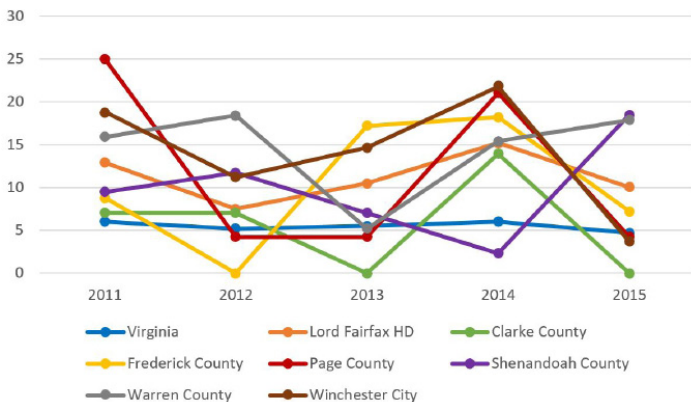
## STI Rates Per 100,000 Population



Source: STD\*MIS, Division of Disease Prevention, Virginia Department of Health; Enhanced HIV/AIDS Reporting System (eHARS), Division of Disease Prevention, Virginia Department of Health; data reported as of 12/31/2015

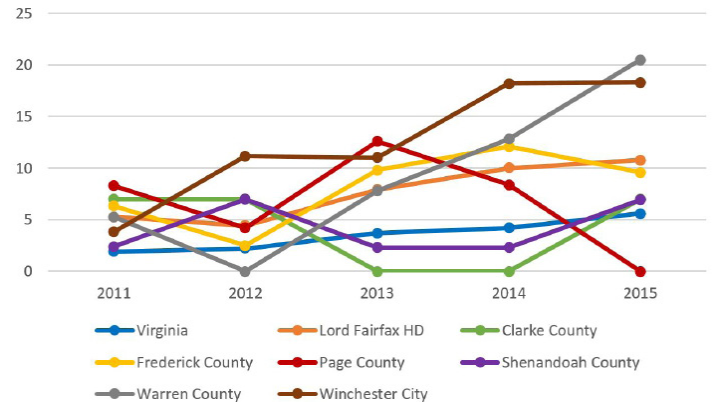
## Opioids

### Prescription Opioid Overdose Mortality Rates Per 100,000 Population



Source: Office of Chief Medical Examiner, Fatal Overdose Tables

### Fentanyl and/or Heroin Overdose Mortality Rates Per 100,000 Population



Source: Office of Chief Medical Examiner, Fatal Overdose Tables