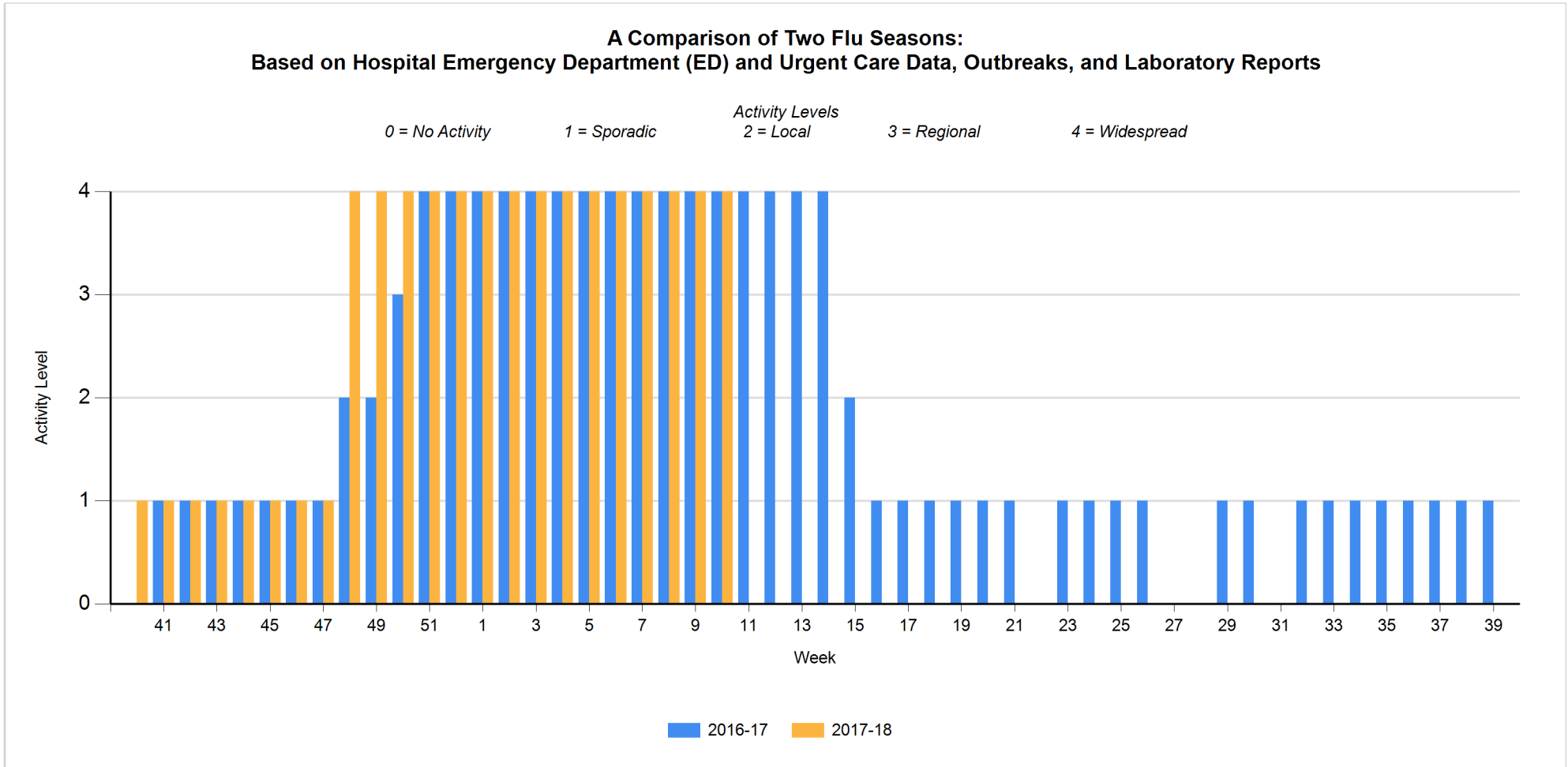


Virginia Department of Health Weekly Influenza Activity Report

Virginia Influenza Activity Level: Widespread

Data From Week Ending Date: 3/10/2018

Week Number: 10



Data are presented by week, with the first Sunday to Saturday week in January as week 1.
 Activity Levels: 0=No Activity, 1=Sporadic, 2=Local, 3=Regional, 4=Widespread
 For a more detailed explanation of activity levels, see:
<http://www.vdh.virginia.gov/epidemiology/influenza-flu-in-virginia/>

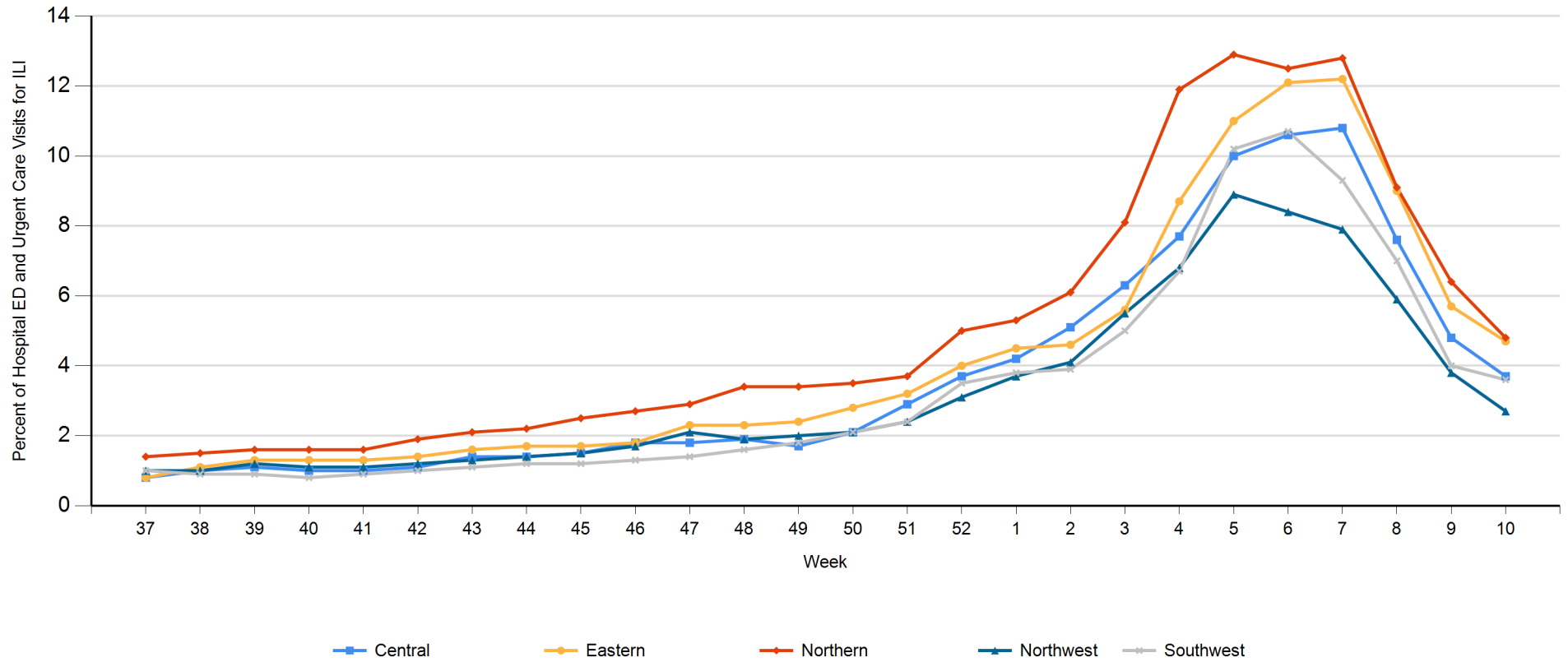
Virginia Department of Health Weekly Influenza Activity Report

Virginia Influenza Activity Level: Widespread

Data From Week Ending Date: 3/10/2018

Week Number: 10

Percent of Hospital Emergency Department (ED) and Urgent Care Visits with Influenza-like Illness (ILI) by Region Most Recent 26 Weeks



Data are presented by week, with the first Sunday to Saturday week in January as week 1.

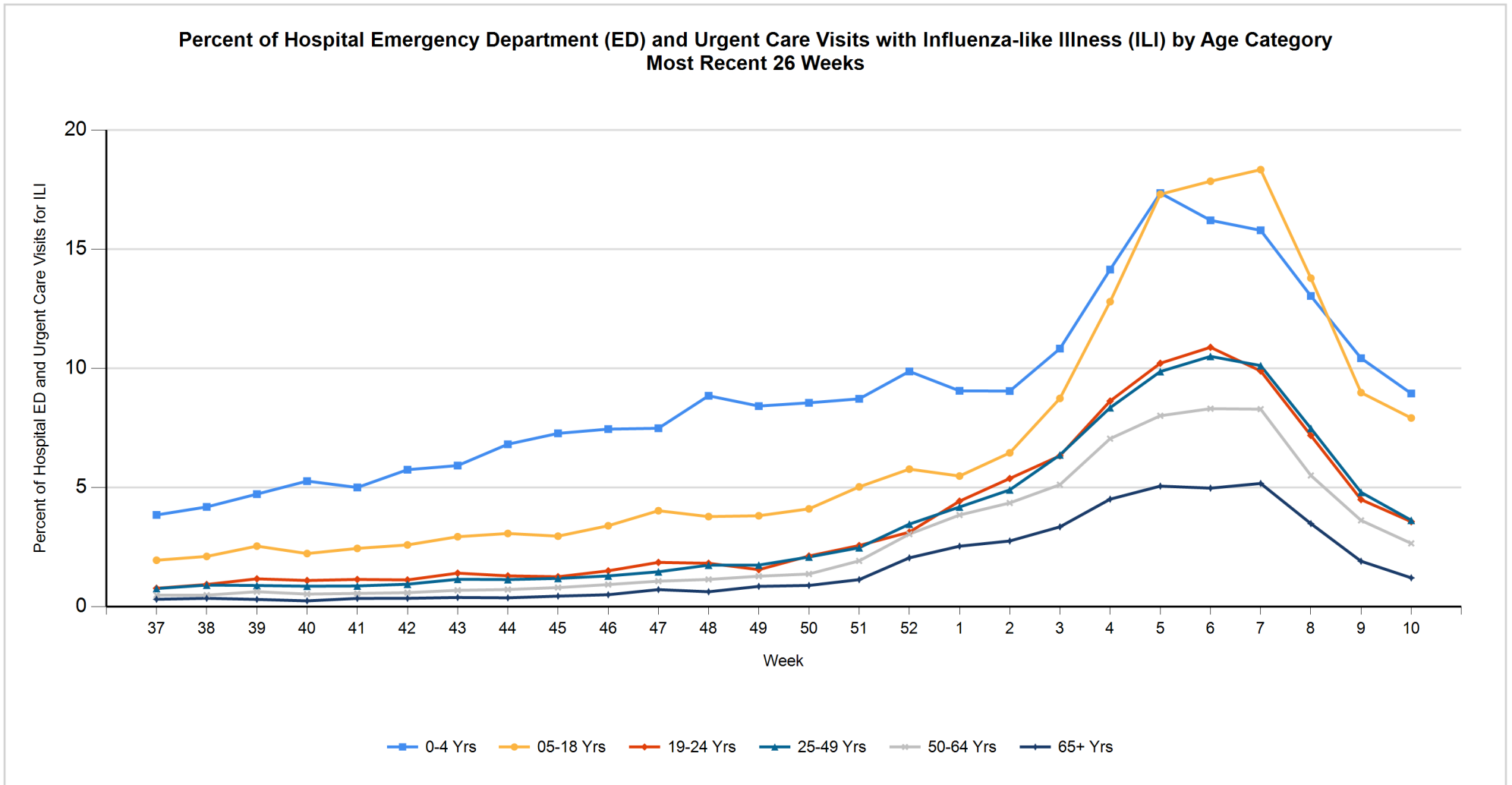
Graph shows patients with ILI in a given health planning region as a proportion of all patients in that region presenting at a sample of Virginia hospital emergency departments and urgent care facilities.

Virginia Department of Health Weekly Influenza Activity Report

Virginia Influenza Activity Level: Widespread

Data From Week Ending Date: 3/10/2018

Week Number: 10



Data are presented by week, with the first Sunday to Saturday week in January as week 1.

Graph shows patients with ILI in a given age group as a proportion of all patients in that age group presenting at a sample of Virginia hospital emergency departments and urgent care facilities.

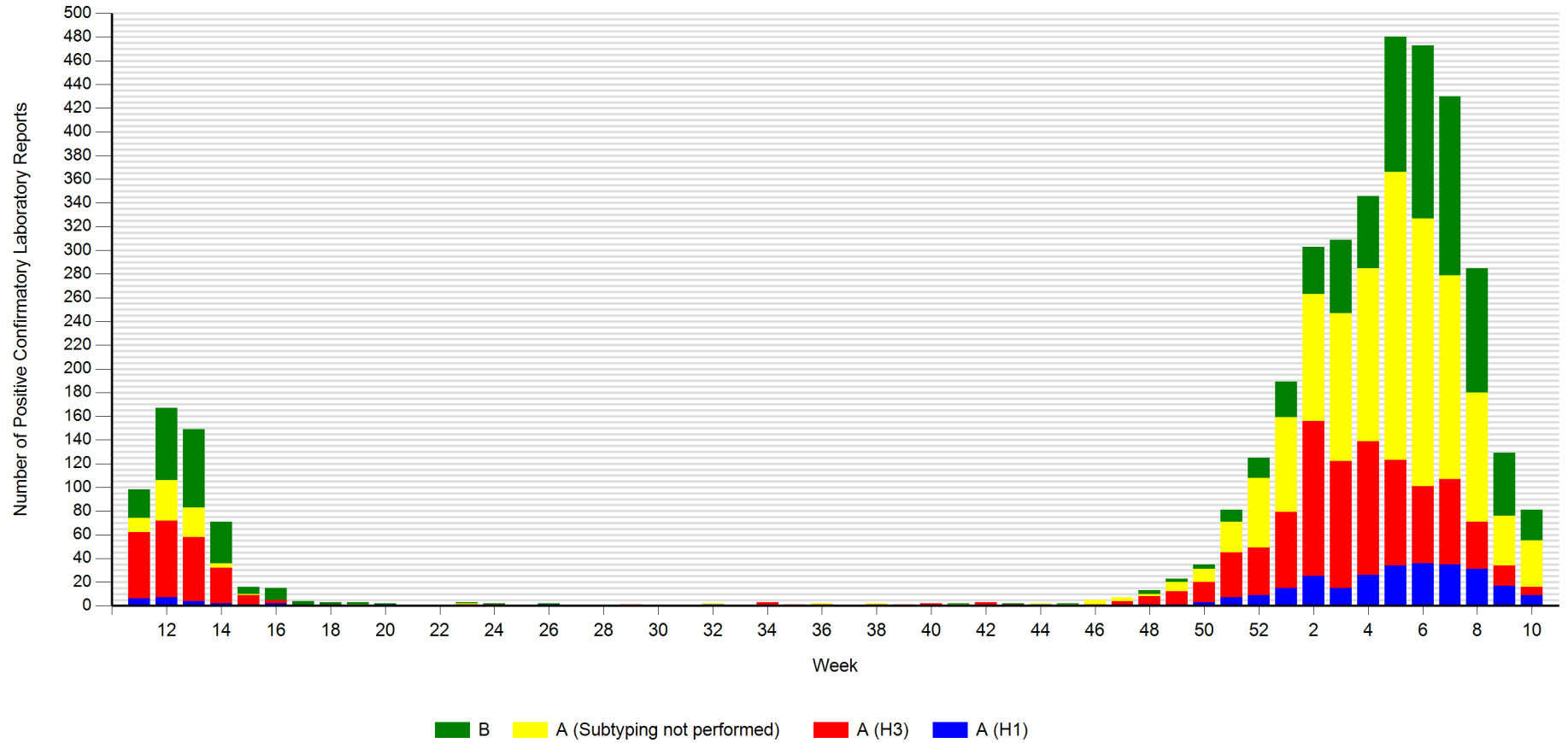
Virginia Department of Health Weekly Influenza Activity Report

Virginia Influenza Activity Level: Widespread

Data From Week Ending Date: 3/10/2018

Week Number: 10

Positive Confirmatory Laboratory Reports by Week, Most Recent 52 Weeks

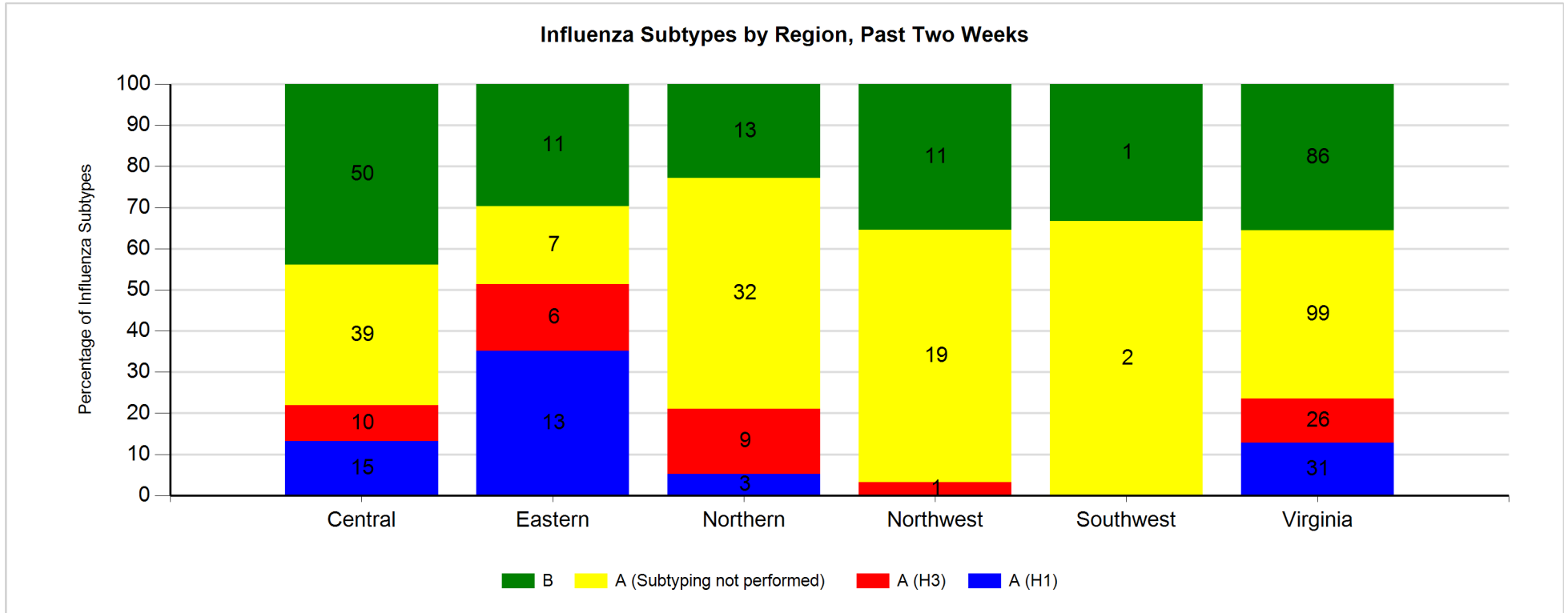


Virginia Department of Health Weekly Influenza Activity Report

Virginia Influenza Activity Level: Widespread

Data From Week Ending Date: 3/10/2018

Week Number: 10



Percent is based on the total number of confirmatory laboratory results positive for influenza that are reported to the health department from all sources.

2017-2018 Influenza Vaccine Composition

While there are many types of influenza or "flu" viruses, the influenza vaccine protects against the three or four types of viruses that are most likely to be circulating during the current flu season.

The 2017-2018 trivalent influenza vaccines protect against the following three viruses:

- an A/Michigan/45/2015 (H1N1)pdm09-like virus;
- an A/Hong Kong/4801/2014 (H3N2)-like virus;
- a B/Brisbane/60/2008-like virus (B/Victoria lineage).

The quadrivalent vaccines protect against four viruses: the three viruses listed above as well as a B/Phuket/3073/2013-like virus (B/Yamagata Lineage).

For more information, please visit <http://www.vdh.virginia.gov/epidemiology/influenza-flu-in-virginia/influenza-vaccination-prevent-the-flu-with-vaccination/>