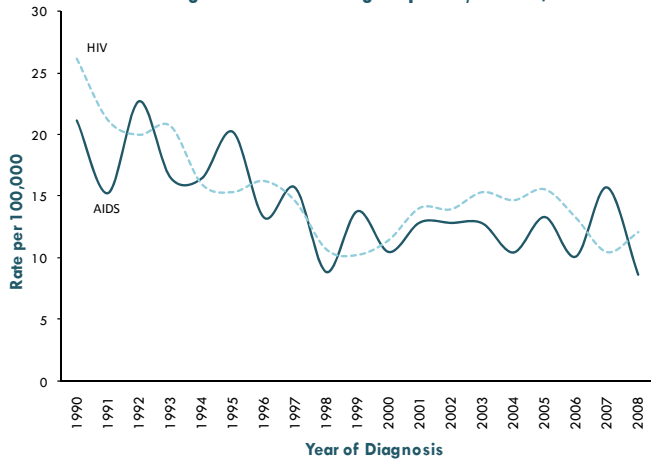


# HIV/AIDS among Hispanics/Latinos

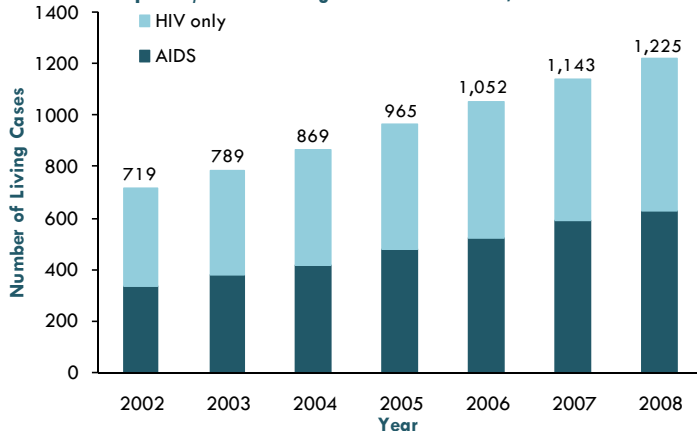
**Virginia's** Hispanic/Latino population grew 59% between 2000 and 2008, based on US Census population estimates.<sup>1</sup> Hispanics/Latinos represent 10% of Virginia's population and comprised 9% (n=503) of new HIV infections between 2004 and 2008. An average of 101 (21 per 100,000) Hispanics/Latinos were diagnosed annually with HIV infection during the same 5 year period (range: 94-111). The rate of newly diagnosed HIV infection among Hispanics/Latinos was 4 times that of White individuals.

**HIV & AIDS Diagnosis Rates among Hispanics/Latinos, 1990-2008**



Advances in medical therapies have resulted in people living longer with HIV infection. As of December 31, 2008, there were 1,225 Hispanics/Latinos living with HIV infection in Virginia, 51% of whom had progressed to AIDS. Hispanics/Latinos comprise 6% of all people living with HIV infection. One in 433 Hispanics/Latinos in Virginia is known to be living with HIV infection.

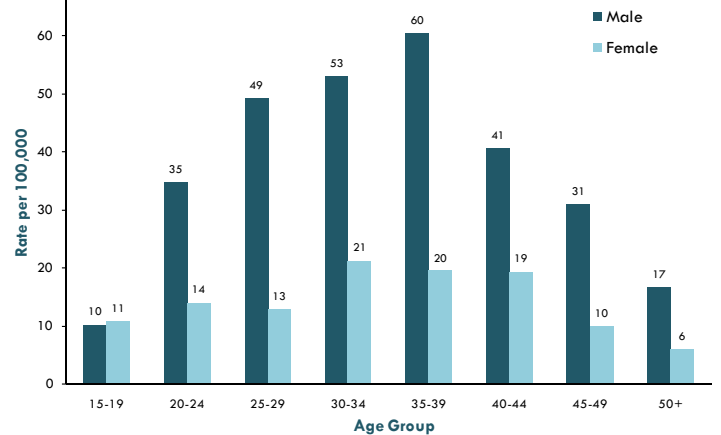
**Hispanics/Latinos Living with HIV Infection, 2002-2008**



## By Age at Diagnosis

Hispanics/Latinos tend to be diagnosed with HIV infection at a later age compared to the general population. The greatest rate of newly diagnosed cases of HIV infection occurred among Hispanic/Latino males ages 35-39. However among the general population, the greatest rate of HIV infection diagnoses occur within males ages 20-24. Hispanic/Latino males 35-39 years of age were 3 times more likely to be diagnosed with HIV infection than their female counterparts between 2004 and 2008.

**HIV Infection among Hispanics/Latinos by Gender and Age at Diagnosis, 2004-2008\***

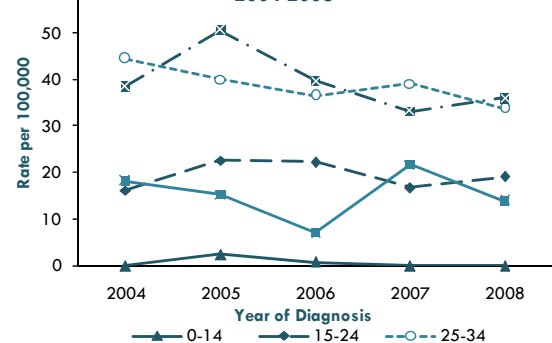


**For every 5 Hispanic/Latino Virginians diagnosed with HIV infection, approximately:**

- 4** are men
- 4** live in the Eastern or Northern region
- 3** are men who have sex with men

Nearly 72% of HIV infections among Hispanics/Latinos occur between the ages of 25 and 44 from 2004 to 2008.

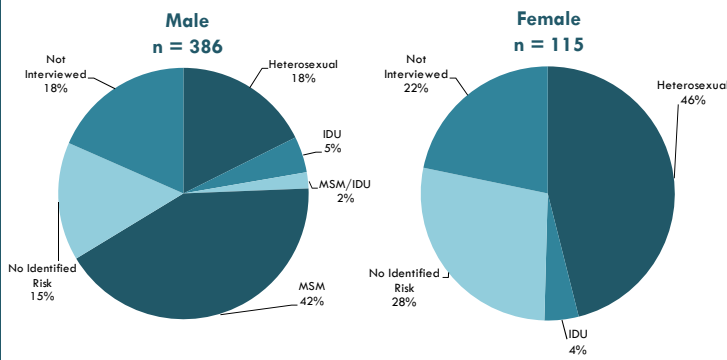
**HIV Infections among Hispanics/Latinos by Age at Diagnosis, 2004-2008<sup>^</sup>**



# HIV/AIDS among Hispanics/Latinos

## By Transmission Category

Nationally, Hispanic/Latino men and women are most likely to be infected with HIV as a result of sex with men.<sup>2</sup> The same is true of Hispanic/Latino men and women in Virginia where 42% and 46% of HIV infection diagnoses, respectively, were attributed to sex with men between 2004 and 2008.



Hispanic/Latino males are **3 times** more likely to be diagnosed with HIV infection than White males.

Hispanic/Latino

White

Hispanic/Latina females are **8 times** more likely to be diagnosed with HIV infection than White females.

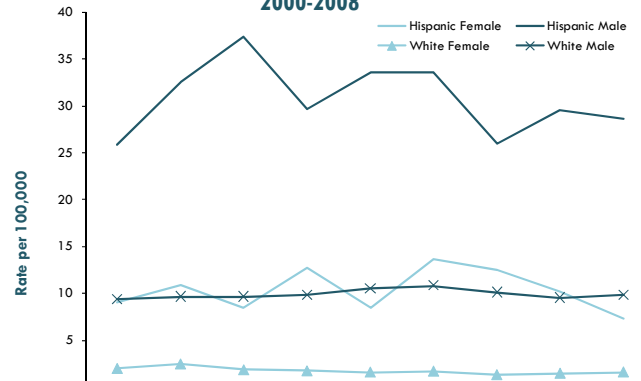
Hispanic/Latina

White

## By Gender

Between 2004 and 2008, the average rate of HIV infection diagnoses was 30 per 100,000 compared to 10 per 100,000 among Hispanic/Latino males and females, respectively. Men accounted for 77% of the total diagnosed cases of HIV infection among Hispanics/Latinos during the five year period.

Rate of HIV Infection Diagnoses among Hispanic/Latinos by Gender, 2000-2008



	2000	2001	2002	2003	2004	2005	2006	2007	2008
Hispanic Female	9	11	8	13	8	14	12	10	7
Hispanic Male	26	33	37	30	34	34	26	30	29
White Female	2	2	2	2	2	2	1	1	2
White Male	9	10	10	10	10	11	10	10	10

## Late Diagnosis of HIV

Early knowledge of HIV infection can improve an individual's health outcome, help prevent further HIV transmission in vulnerable populations and reduce health care costs associated with disease progression to AIDS. Cases that are initially diagnosed with AIDS or receive an AIDS diagnosis within 12 months of their initial HIV diagnosis are referred to as late diagnoses. An estimated 47% of Hispanic/Latino cases of HIV infection were diagnosed late whereas 36% of White and Black cases were late diagnoses between 2003 and 2007. Hispanics/Latinos are 5 times more likely to be diagnosed late than White persons.

## For more information...

<http://www.vdh.virginia.gov/epidemiology/DiseasePrevention/data/>

Virginia Department of Health, Division of Disease Prevention  
109 Governor Street, Room 326 (P.O. Box 2448)  
Richmond, VA 23218-2448  
Phone: 804-864-7964



Data for 2008 is preliminary and may be incomplete due to reporting delays.

\*Small case counts among Hispanic/Latino age groups in 5 year increments may result in unreliable rate estimates.

^Small case counts among age groups 0-14 and 15-24 may result in unreliable rate estimates.

### Definitions

HIV infection: includes persons initially diagnosed with HIV or AIDS

MSM: men who have sex with men, also referred to as male to male sexual contact

IDU: injection drug use

### References

<sup>1</sup>Population Division, U.S. Census Bureau. Table 3: Annual Estimates of the Resident Population by Sex, Race, and Hispanic Origin for Virginia: April 1, 2000 to July 1, 2008 (SC-EST2008-03-51). Release Date: May 14, 2009.

<sup>2</sup>CDC. CDC HIV/AIDS Facts, HIV/AIDS among Hispanics/Latinos. Updated October 2008. <http://www.cdc.gov/hiv/hispanics/resources/factsheets/hispanic.htm>.