



# HIV Testing

**The Virginia** Department of Health (VDH) supports free HIV testing in clinical, non-clinical, and pharmacy settings across the state. Clinical sites include sexually transmitted disease (STD) clinics, community health centers (CHCs), community services boards (CSBs), emergency departments, and other healthcare settings. Non-clinical HIV testing is provided by community-based organizations (CBOs) across the state and venues include CBO drop-in centers, community centers, libraries, health clubs, fairs, and other community settings. In 2015, VDH-supported programs provided 79,472 HIV tests and identified 371 HIV-positive cases. The following data covers HIV testing events from January 1, 2015 to December 31, 2015.

## HIV TESTING STRATEGIES

### Rapid-Rapid

A diagnostic algorithm using two sequential rapid HIV tests. It is used by CBOs to provide presumptive HIV diagnosis and linkage to care within one testing and counseling session.

### 4th Generation

A type of HIV test that detects “acute” infection by testing for both HIV antibodies and HIV antigen. It is available at all of Virginia’s local health departments.

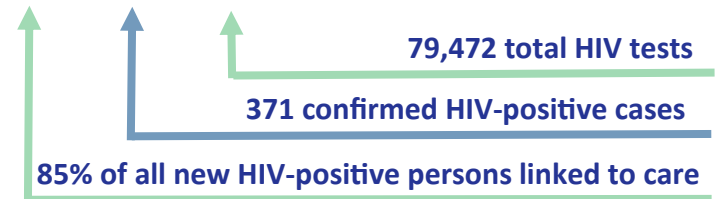
### Couples HIV Testing and Counseling

This is an intervention that involves testing couples for HIV together and discussing relationship agreements to keep both partners protected and healthy.

### Home Testing

This is a new program initiated in November 2015 serving men who are at risk of acquiring HIV. Through this program, HIV test kits are mailed to a person’s home after the completion of a confidential web-based survey.

## OVERVIEW OF HIV TESTING



## TYPES OF HIV TESTING SITES

### Clinical

These are STD Clinics, CHCs, CSBs, emergency departments, and other healthcare settings:

- 64,325 total tests in 2015
- 291 confirmed HIV-positive cases
- 84% of all confirmed HIV-positive persons were linked to medical care within 90 days of positive diagnosis

### Non-Clinical

CBOs provide HIV testing in community or non-clinical settings in each of Virginia’s five health regions:

- 15,147 total tests administered in 2015
- 80 confirmed HIV-positive cases
- 90% of confirmed HIV-positive persons linked to care within 90 days of HIV diagnosis

### Pharmacy

There are 32 Walgreens pharmacies across the state that offer free, confidential HIV testing during regular pharmacy hours where the pharmacist performs the HIV test:

- 1,449 total tests in 2015
- 14 confirmed HIV-positive cases
- 87% of all confirmed HIV-positive persons were linked to care within 90 days of diagnosis

### Home

VDH’s In-Home HIV testing program offers free HIV test kits to persons at risk of acquiring HIV:

- 162 home HIV test kits were mailed in 2015
- VDH does not generally receive HIV test results and/or linkage information for this program

## By Transmission Category

Heterosexual contact was the most reported primary risk, at 59,068 tests. VDH-sponsored programs provided 5,837 tests to men who have sex with men (MSM), 1,465 to persons who inject drugs (PWID), and 92 to individuals who identified combined MSM and injection drug use (IDU). A total of 13,010 tests were submitted with no risk or other risk reported or identified (Figure 1).

**Figure 1: HIV Testing by Transmission Category, 2015 (n=79,472)**

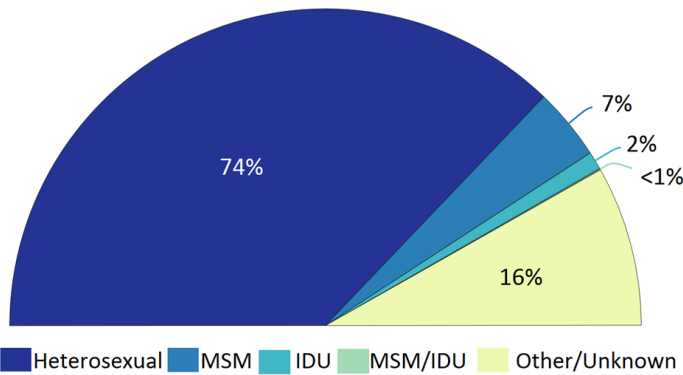
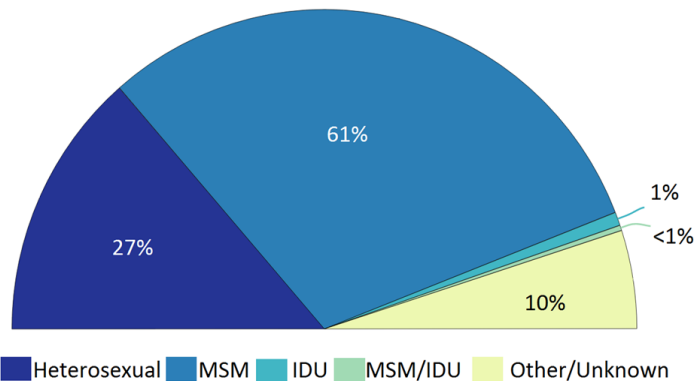


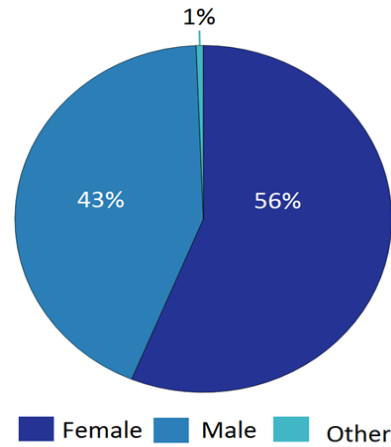
Figure 2 below shows that for all confirmed HIV positive tests in 2015, MSM was the most reported primary risk (61%), followed by heterosexual contact (29%), unknown (8%), IDU (1%) and MSM/IDU (<1%).

**Figure 2: Confirmed HIV Positive Tests by Transmission Category, 2015 (n=79,472)**



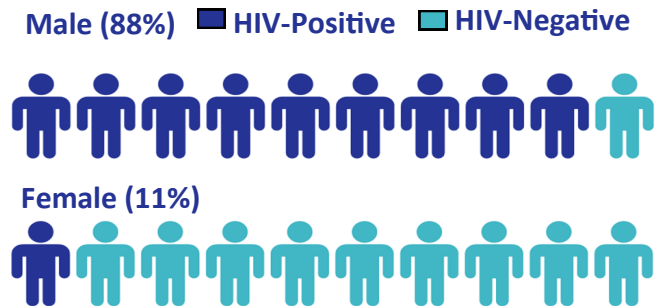
## By Gender

**Figure 3: HIV Testing by Gender, 2015 (n=79,472)**



Female was the most reported gender, at 44,689 tests, followed by males, at 34,299 tests (Figure 3). The “other” group (n=484) consists of female-to-male, male-to-female, or unspecified transgender persons (n=211), persons who declined to answer (200), and persons who were not asked a gender question (73).

**Figure 4: Confirmed HIV-Positive Persons by Gender, 2015 (n=371)**

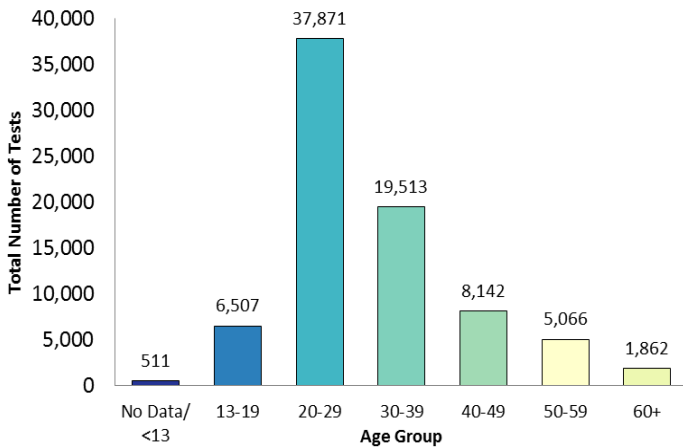


Of all persons with a confirmed positive HIV test, as noted with the dark blue color in Figure 4, 88% were men, 11% were women, and 1% were transgender (Figure 4). Of all men with a confirmed positive HIV test result, 61%, or 3 out of 5 men, were MSM. Because HIV testing data shows that men are eight times more likely to test positive for HIV, Virginia’s HIV testing strategies focus on increasing HIV testing among men across the state.

## By Age Group

The 20-29 age group comprised 48% of all HIV tests, followed by persons ages 30 to 39 (25%), 40 to 49 (10%), 13 to 19 (8%), and 50 to 59 (6%), and 60 and older (2%) (Figure 5). Persons under age 13 and those with no age reported comprised less than 1% of all tests.

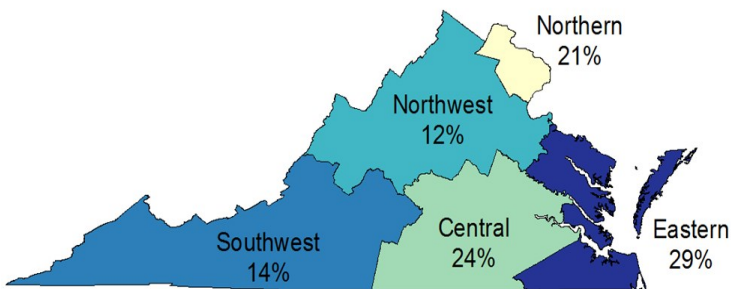
**Figure 5: HIV Testing by Age, 2015 (n=79,472)**



## By Health Region

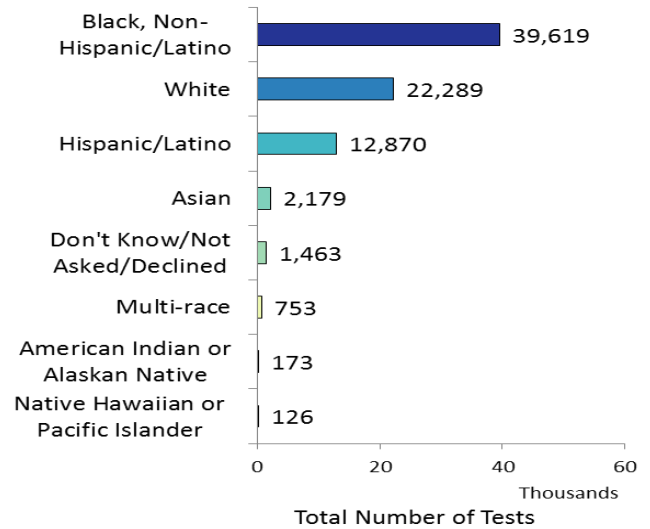
The map below shows HIV testing by health region. Of the 79,472 HIV tests administered in 2015, 29% were administered in Eastern, followed by Central (24%), Northern (21%), Southwest (14%), and Northwest (12%) (Figure 6).

**Figure 6: HIV Testing by Health Region in Virginia, 2015 (n=79,472)**



## By Race/Ethnicity

**Figure 7: HIV Testing by Race/Ethnicity, 2015 (n=79,472)**



Agencies supported by VDH provided more tests to African-Americans (50%) than any other racial/ethnic group, followed by Whites (28%), Hispanics/Latinos (16%), and Asians (3%). Less than 1% of tests were provided to individuals who identified as more than one race, and nearly 2% of tests were provided to individuals who did not know their race or declined to answer (Figure 7).