

Quality Improvement Project (QIP)

Review of the GY24 QIP

and

Proposed *Changes for the GY25 QIP*

GY24 Quality Improvement (QIP) Project Background

GY 2022:

- Rapid Start rolled out statewide
- Provide system implementation

GY 2023:

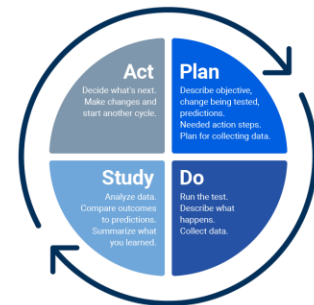
- Viral Load Suppression Among Clients Aged 13-34 and Expediting ART Initiation for Clients Newly Diagnosed

GY 2024-2025:

- Targeted Strategies to Increase ART Initiation and Linkage to Care Rates among Clients Newly Diagnosed



Overview of the GY24 QIP



Key Focus Areas and Processes:

- **Linkage to Care and ART Initiation for Newly Diagnosed Clients:**
 - Emphasis on ensuring timely linkage to care within 30 days for newly diagnosed clients
 - Improving the initiation of antiretroviral therapy (ART) to enhance health outcomes and reduce viral load disparities
- **PDSA Model to Improve Outcomes:**
 - **Plan:** Identify barriers impacting timely linkage to care and ART initiation. Develop strategies, such as patient navigation support or ART start protocols
 - **Do:** Implement interventions
 - **Study:** Evaluate the impact of interventions using quarterly data to measure improvements in key performance metrics
 - **Act:** Scale successful interventions and integrate findings onto routine practice.

GY24 QIP Baseline Data

All Virginia RW Clients for Calendar Year 2023:

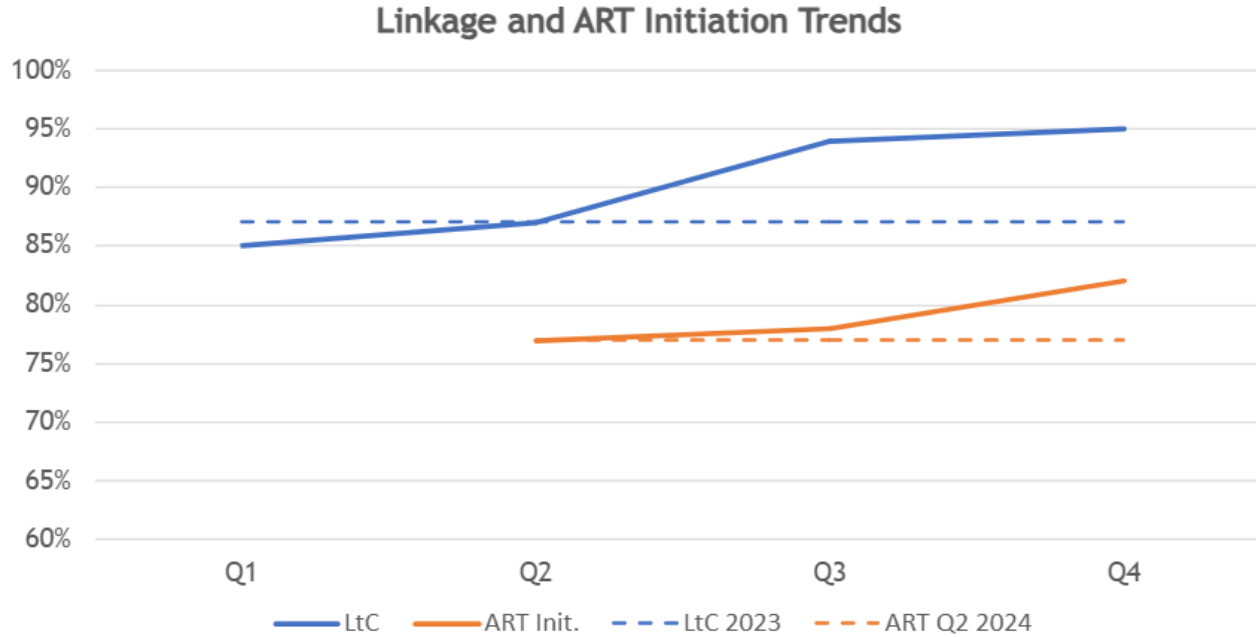
Metric	Value
Linkage to Care	87%
ART Initiation (Q2)*	77%
New Diagnoses	284
Clients Served	8,068

**ART Initiation metric calculation updated in Q2*

GY24 QIP - Problem Statements

1. Client referrals from testing sites
2. Medical provider availability
3. Client readiness for care
4. Data reconciliation across systems
5. Medical provider adherence to Rapid Start procedures

GY24 QIP – Statewide Results



Metric	Baseline	Q4
Linkage to Care	87%	95%
ART Initiation Q2-4 2024	77%	82%

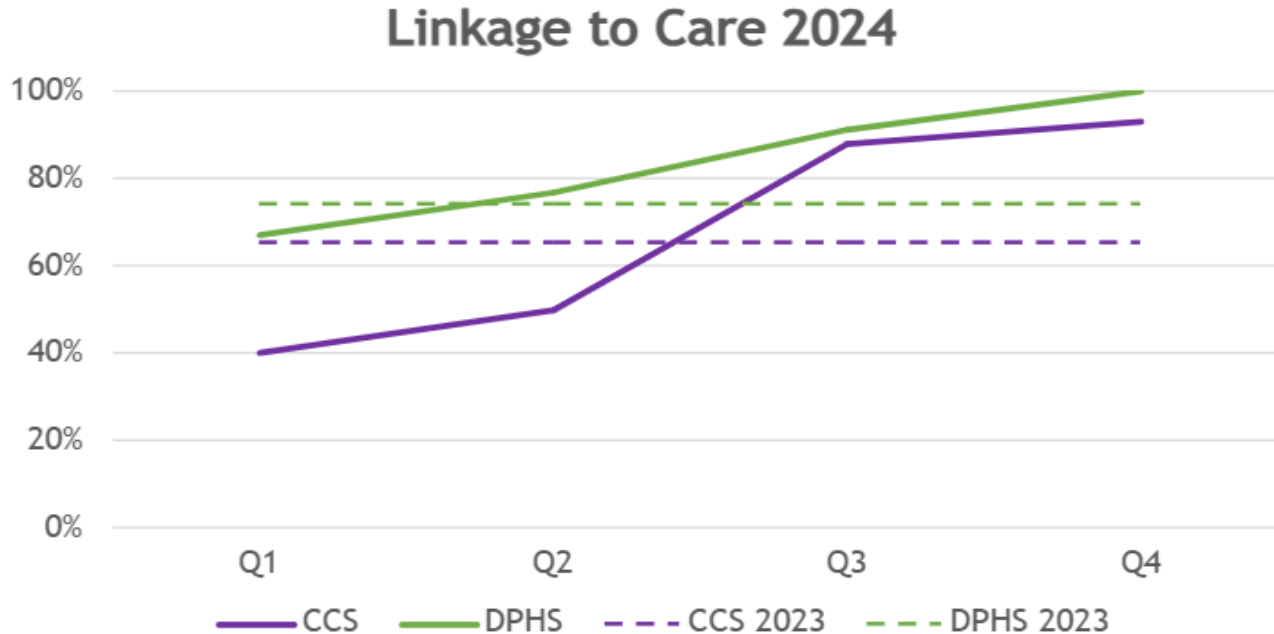
GY24 QIP – Statewide Results (Cont'd)

- Data changes to Caremarkers
 - Medicaid data updates
 - ART Prescription data
- Subrecipient Interventions to boost Linkage to Care and ART Initiation



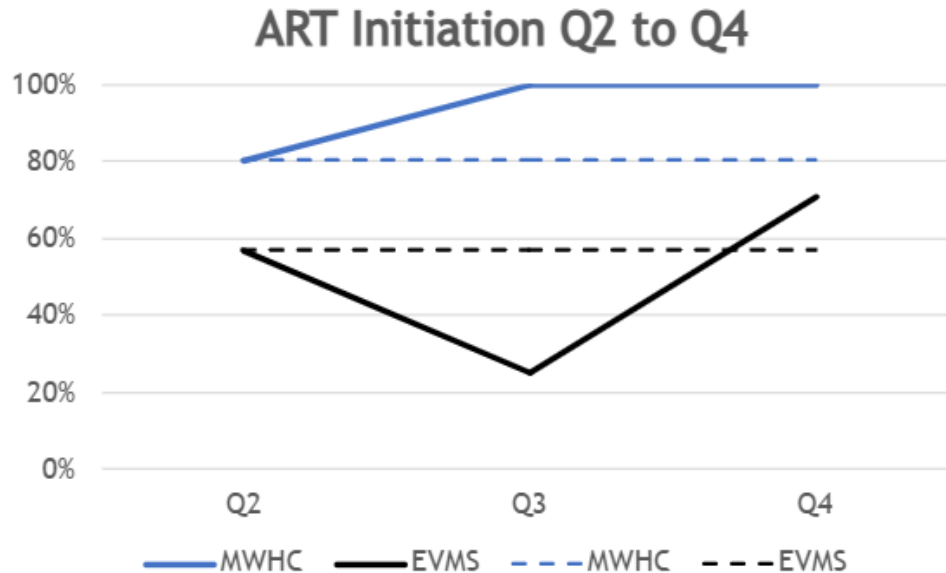
Interventions - Linkage to Care

- Daily Planet Health Services - coordinated with SNSN providers and ensured use of preferred contact methods
- Council of Community Services - streamlined referral process for testing sites



Interventions – ART linkage

- Mary Washington Healthcare
 - MCM check-ins prior to appointment
 - Intake packet reviewed --> responsibilities made clear
- Eastern Virginia Medical School
 - Diagnosis day meeting w/ MCM --> reviewing barriers and adherence
 - Hired more intake staff for contact w/in 24 hours



Best Practices

- **Linkage to Care**

- Coordinating with referrers – SNSN and testing sites
- Using client preferred contact methods


- **ART Initiation**

- Identifying barriers and communicating client responsibilities
- "Communication is the key" -Carilion



QIP Updates for GY25

- Changes in Progress – Technical Assistance/Training TBA
- Data package updates
- Report template formats



QIP Data Package Updates GY25

- Data changes
 - ART calculation
 - Which records shown
- Formatting changes for clarity
 - Line list column names and values
- New Reference sheet in Excel
 - Line list column definitions
 - FAQs

QIP GY25 Data Package - Updates

- Finalized by Technical Assistance meeting
- Will provide document detailing updates

Days from HIV Dx to ART Start	HIV Diagnosis Date (Surveillance)	HIV Diagnosis Date (Provide)	Date of First Caremarker	Days to Linkage	Date of Last VL (Surveillance)	Last VL Results (Surveillance)	Last VL Results (Provide)	Date of Last VL (Provide)	Suppression Status	Unified Eligibility Expiration Date
18	01/19/2024	01/19/2024	01/30/2024	11	12/16/2024	20	180	06/20/2024	Suppressed	1/31/2026
118	04/18/2024	04/18/2024	04/24/2024	6	08/07/2024	14600	14600	08/07/2024	Unsuppressed	5/31/2026
ARV Date not in Provide	03/27/2024	01/01/2021	10/17/2024	204	12/05/2024	20	.	12/05/2024	Suppressed	10/31/2026

- Column Names updated
- Updated Data

Data package - New Reference Sheet

- Location and definitions for columns on "Newly Diagnosed" list:

Column	Column Title	Column Description
A	Ryan White ID	Name and DOB - coded combination
B	Provide ID	Provide Client ID - five digit code unique to Provide client
C	FirstName	First name from Provide
D	Last Name	Last name from Provide
E	DOB	DOB in Provide

- FAQs:

Question	Answer
Which clients are on my newly diagnosed list?	Clients are included in agency reports based on the Client Receiving a RWHAP Part B funded service at the agency during the time frame who have a diagnosis date in our surveillance system during the timeframe ; Service Type is not considered in this filtering
What dates are used to calculate "Number of Days Since ART Started"?	Days from Diagnosis to ART start is based on Diagnosis date in Provide and the ART start date in Provide