

Community Health Assessment Workgroup Meeting, City of Fredericksburg

October 25th, 2021

A dark blue diagonal graphic that starts from the bottom left corner and extends towards the top right corner, covering the lower half of the slide.

Overview

- Re-cap + Vision statement
- Quantitative data
 - Equity- related data
- Survey questions
- Survey dissemination
- Next steps

Re-Cap on MAPP Process



Vision Statement

“An inclusive, safe, and supportive community where each individual is able to reach their highest level of health and well-being.”

Quantitative Data, Strengths

- Higher middle range for VA (50-75%) in terms of health status

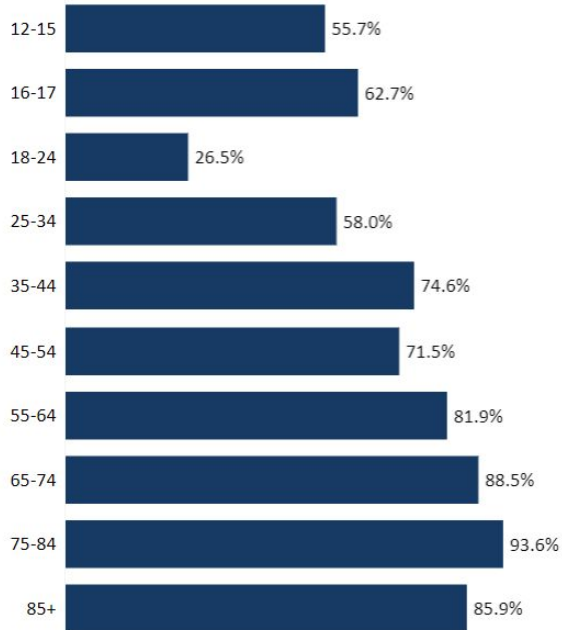
	Fredericksburg	Virginia
Access to exercise opportunities	100%	78%
Primary care physicians	730:1	1,330:1
Dentists	490:1	1,410:1
Mental health providers	140:1	530:1
Driving alone to work	66%	77%
Teen births	13	16

Quantitative Data, Weaknesses

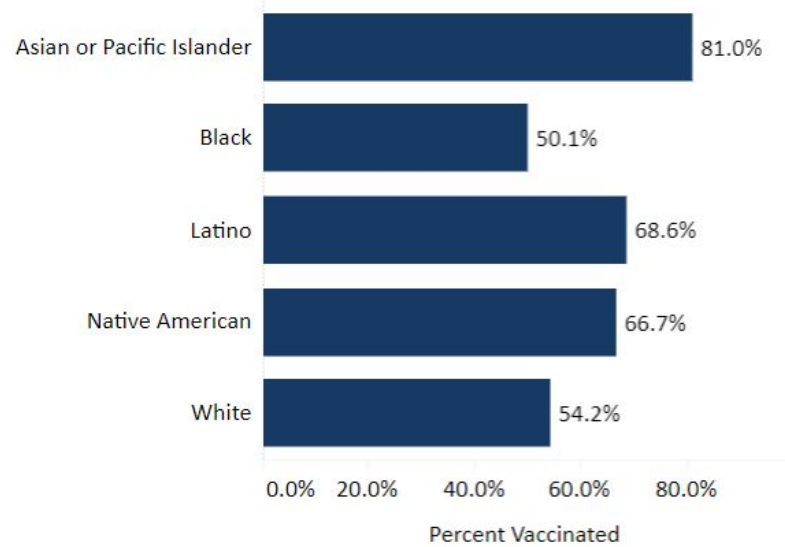
	Fredericksburg	Virginia
Life expectancy	77.8	79.5
Food insecurity	12%	10%
Children in poverty	24%	13%
Severe housing problems	20%	15%
Severe housing cost burden	18%	13%

Equity, COVID-19

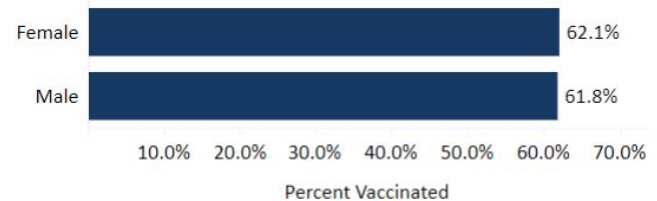
Percent of the Population Vaccinated with At Least One Dose - By Age Group



Percent of the Eligible Population Vaccinated with At Least One Dose - By Race and Ethnicity*



Percent of the Eligible Population Vaccinated with At Least One Dose - By Sex



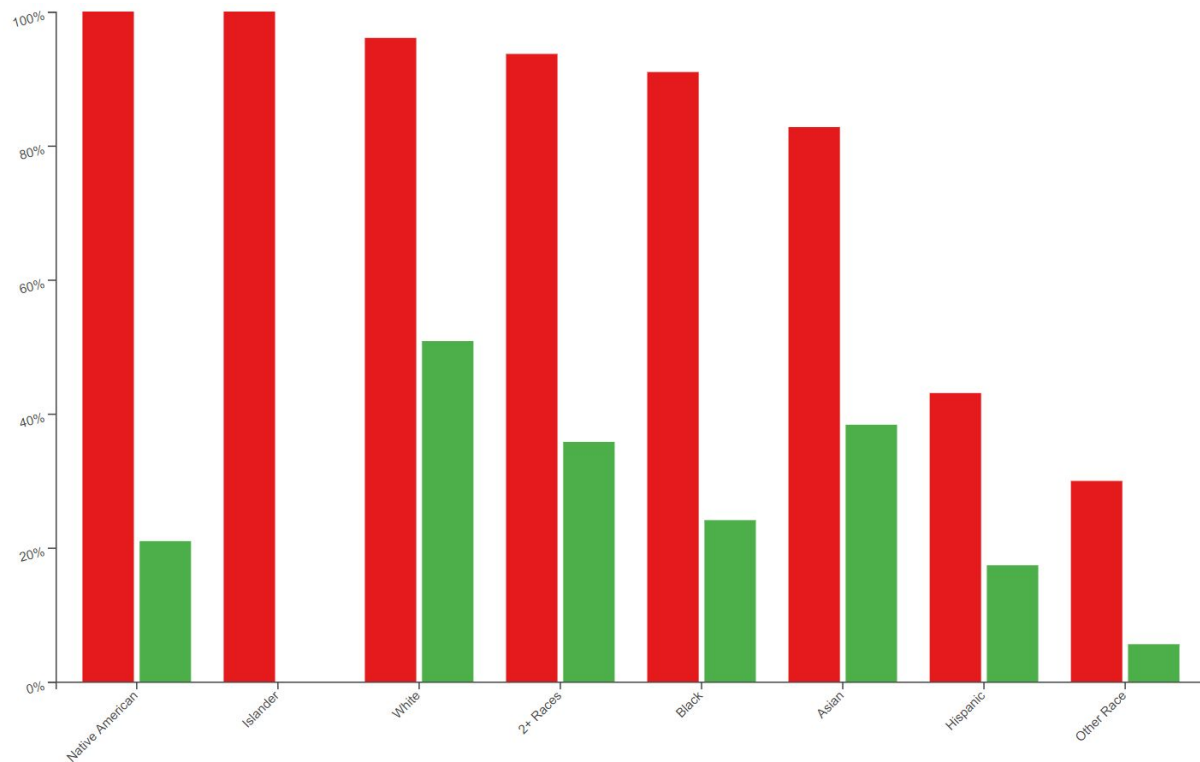
Source:

<https://www.vdh.virginia.gov/coronavirus/see-the-numbers/covid-19-in-virginia/covid-19-vaccine-summary/covid-19-vaccine-demo-graphics/>

Equity, Continued

Educational Attainment by Race and Ethnicity, 2019

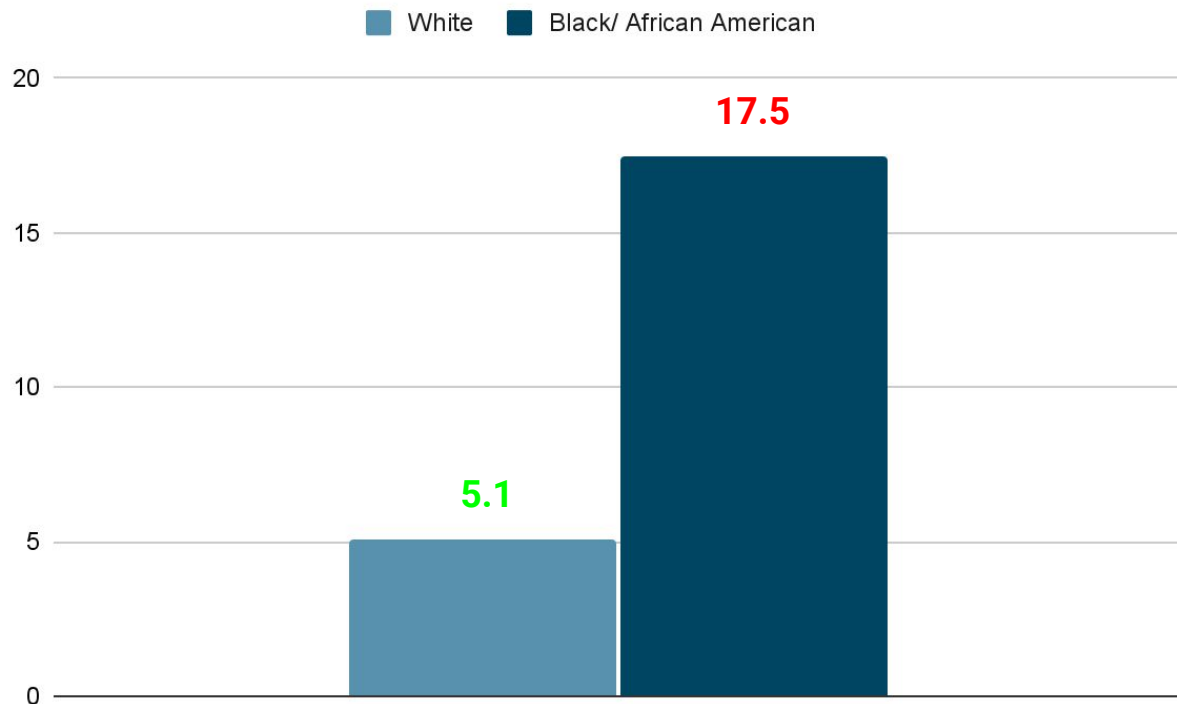
High School
Bachelor's Degree



Source:
<https://worldpopulationreview.com/us-cities/fredericksburg-va-population>


Equity, Continued

Infant deaths
per 1,000 live
births, 2019

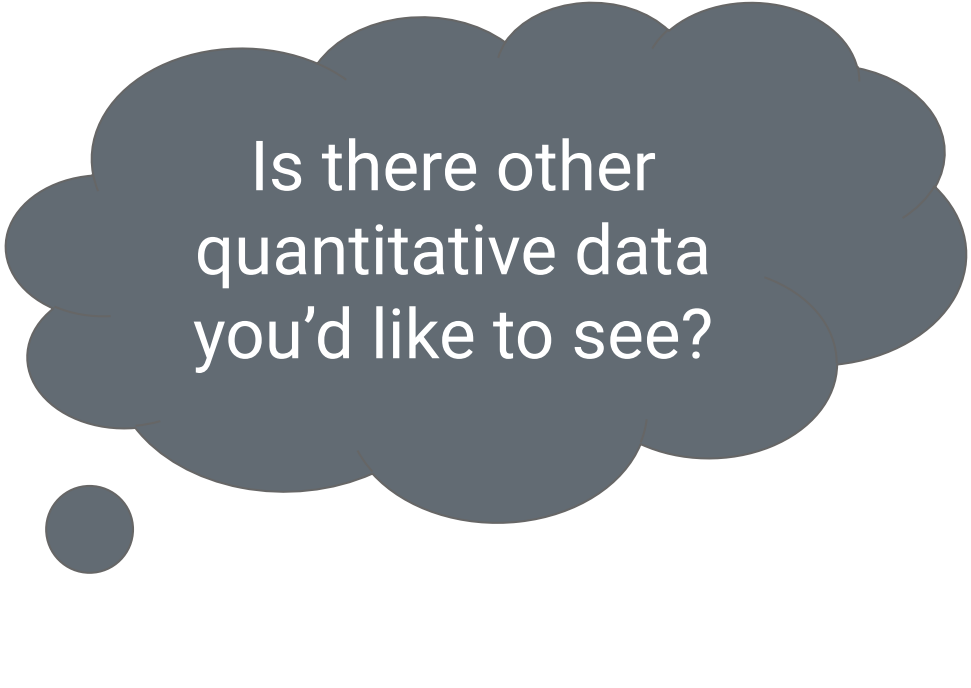


Source:
https://apps.vdh.virginia.gov/HealthStats/documents/pdf/inf_1-1_2019.pdf

Discussion



What are your reactions to this data?



Is there other quantitative data you'd like to see?

Survey Questions

- What are the greatest strengths of our community?
- What are the most important health issues for our community?
- What are the 3 most important risky behaviors in our community?
- What would most improve the quality of life for our community?

Survey Questions– Demographics

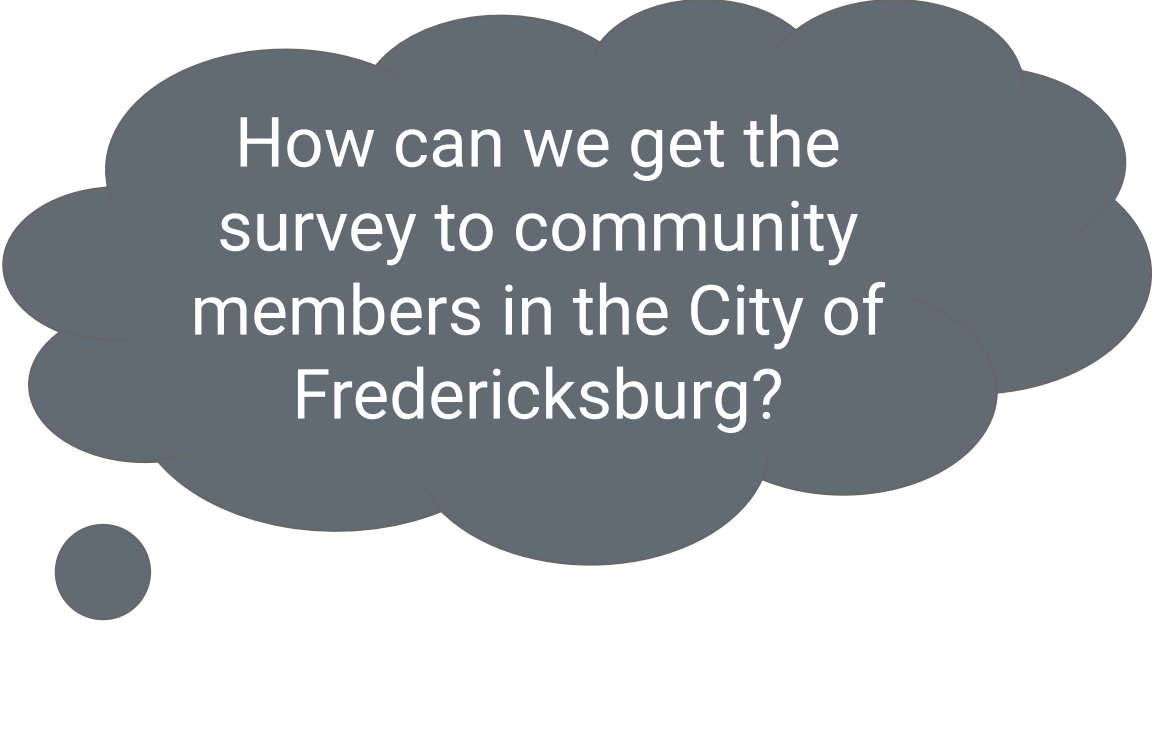
- Zip code*
- Age (given in ranges)*
- Race/ethnicity*
- Gender*
- Highest level of education
- Annual household income

*indicates required question

Data Collection Methods

- Convenience sample (non-representative)
- Data collection to take place in November
- Requesting community partners help in distribution
- Utilize CHWs and MRC volunteers for hard-to-reach areas
- Stratify data based on demographic factors
- Goals:
 - 2000 survey responses
 - Try to align with population trends for race and zip code

Discussion



How can we get the survey to community members in the City of Fredericksburg?

Next Steps

- Follow-up email with notes, PPT slides, and Doodle poll next week
 - No meeting in November, next meeting will be in early December
- **Get the survey out to the public!**
 - Google form indicating targeted locations/ populations