

# Community Health Assessment Workgroup Meeting, Spotsylvania County

October 26th, 2021

A dark blue diagonal graphic that starts from the bottom left corner and extends towards the top right corner, covering the lower half of the slide.

# Overview

- Vision statement
- Quantitative data
  - Equity- related data
- Survey questions
- Survey dissemination
- Next steps

# Vision Statement

“An inclusive, safe, and supportive community where each individual is able to reach their highest level of health and well-being.”

# Re-Cap on MAPP Process



# Quantitative Data, Strengths

- Higher middle range for healthiest counties in VA (50-75%)

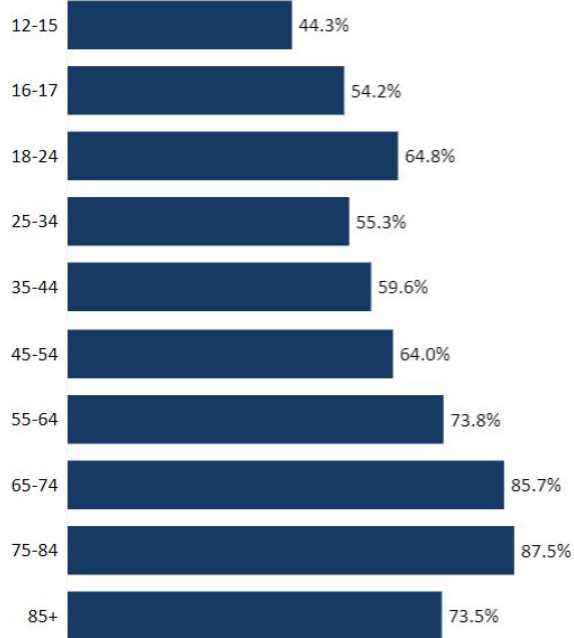
	Spotsylvania County	Virginia
Children in poverty	10%	13%
Food insecurity	8%	10%
Severe housing problems	13%	15%
Violent crime	172	207

# Quantitative Data, Weaknesses

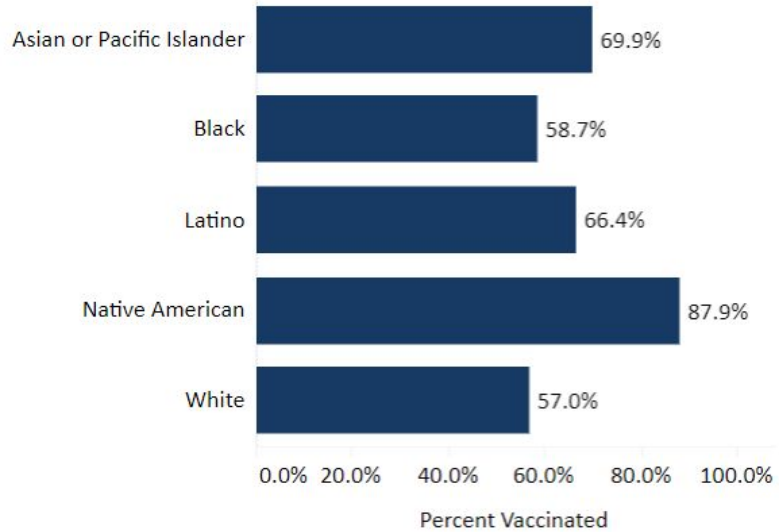
	Spotsylvania County	Virginia
Adult obesity	34%	31%
Mental health providers	1,140:1	530: 1
Income inequality	3.6	4.8
Long commute, driving alone	49%	41%

# Equity, COVID-19

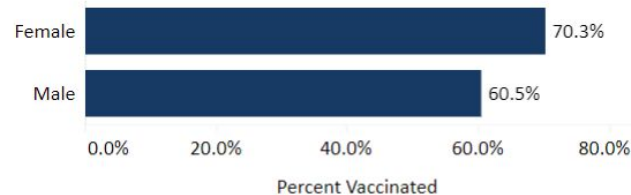
Percent of the Population Vaccinated with At Least One Dose - By Age Group



Percent of the Eligible Population Vaccinated with At Least One Dose - By Race and Ethnicity\*



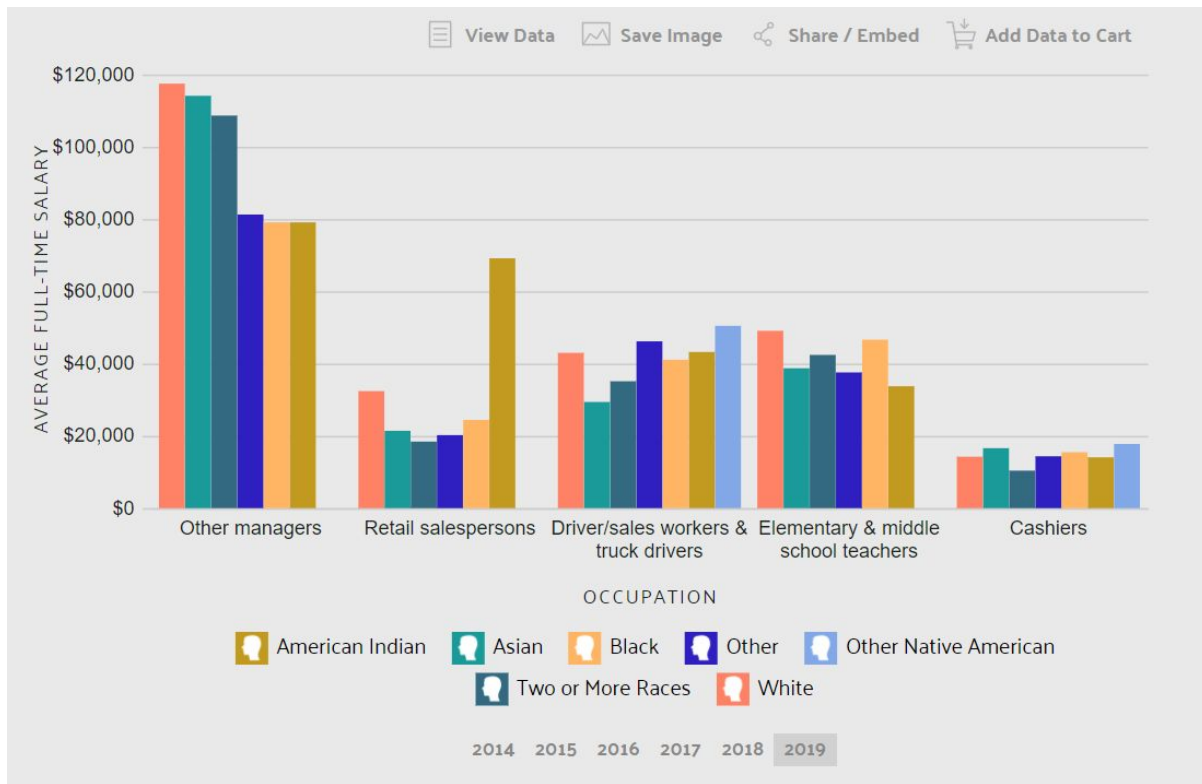
Percent of the Eligible Population Vaccinated with At Least One Dose - By Sex



Source:  
<https://www.vdh.virginia.gov/coronavirus/see-the-numbers/covid-19-in-virginia/covid-19-vaccine-summary/covid-19-vaccine-demographics/>

# Equity, Continued

## Wage by Race and Ethnicity in Common Jobs, 2019

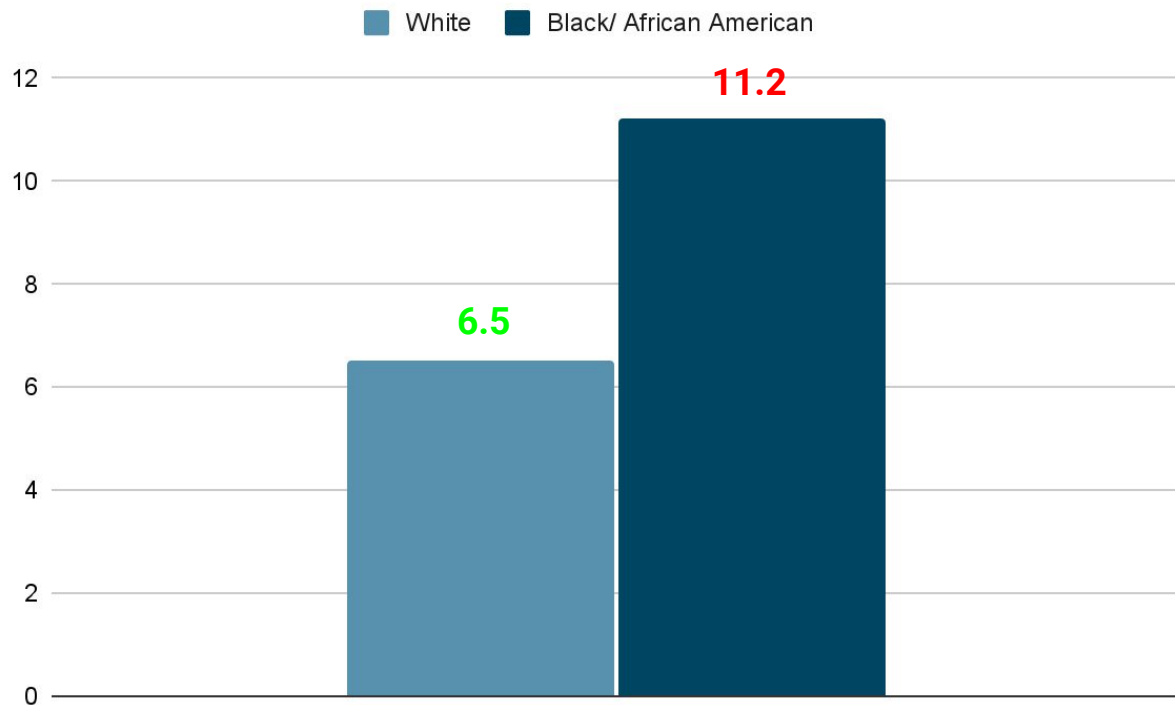


Source:  
<https://datausa.io/profile/geo/spotsylvania-county-va/>




# Equity, Continued

Infant deaths  
per 1,000 live  
births, 2019

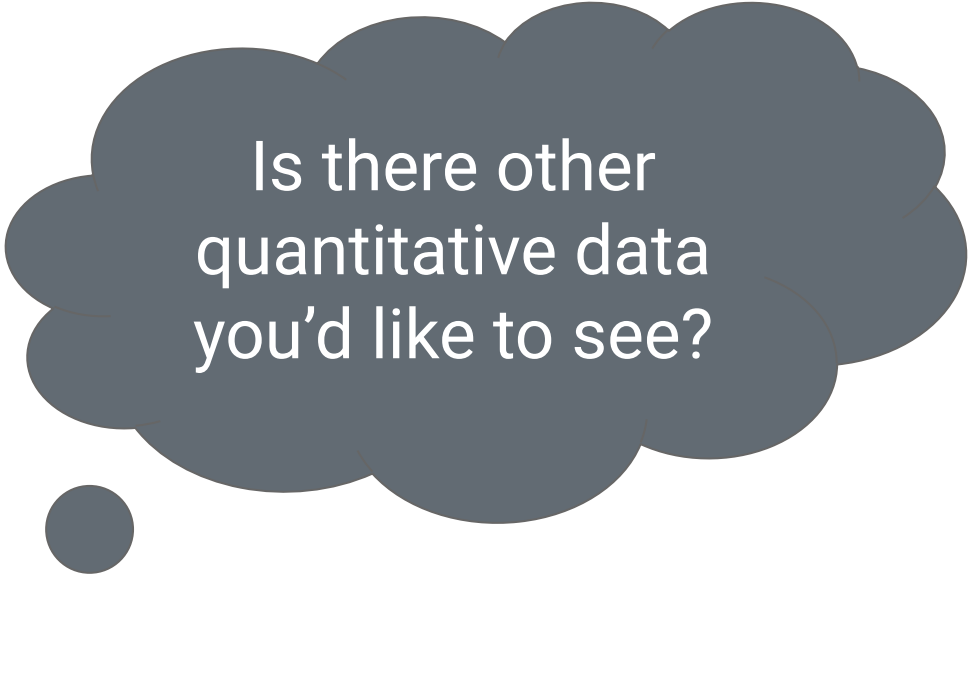


Source:  
[https://apps.vdh.virginia.gov/HealthStats/documents/pdf/inf\\_1-1\\_2019.pdf](https://apps.vdh.virginia.gov/HealthStats/documents/pdf/inf_1-1_2019.pdf)

# Discussion



What are your reactions to this data?



Is there other quantitative data you'd like to see?

# Survey Questions

- What are the greatest strengths of our community?
- What are the most important health issues for our community?
- What are the 3 most important risky behaviors in our community?
- What would most improve the quality of life for our community?

# Survey Questions– Demographics

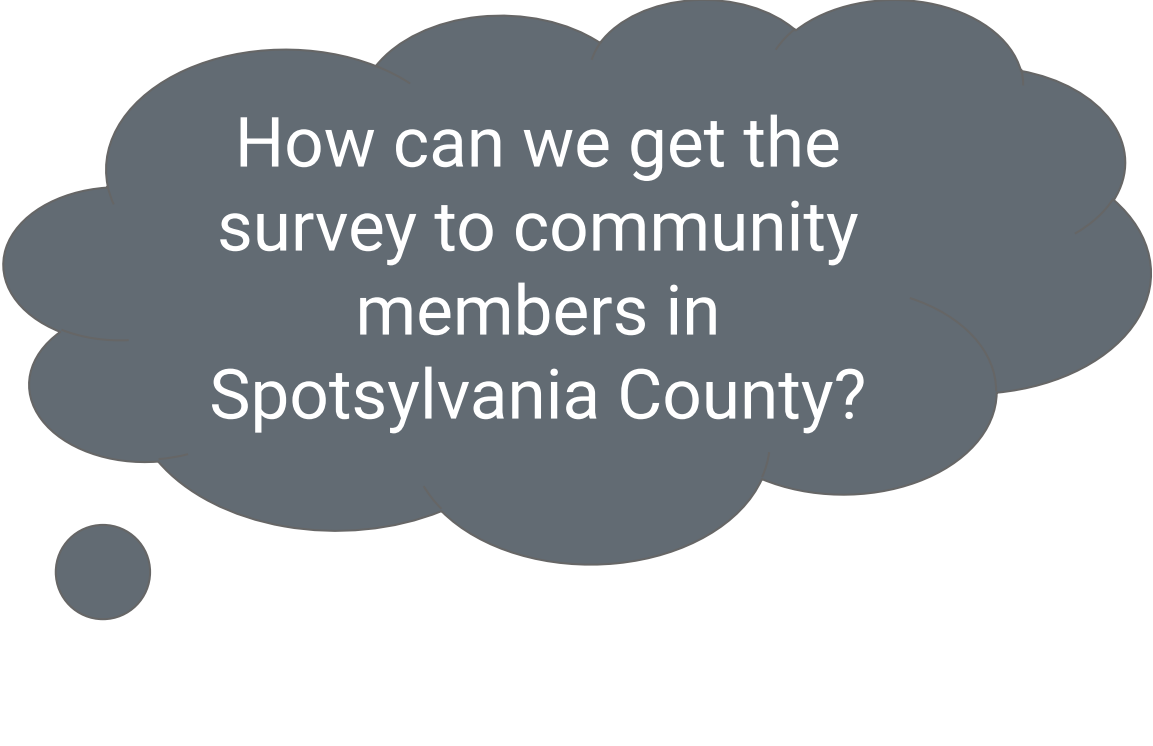
- Zip code\*
- Age (given in ranges)\*
- Race/ethnicity\*
- Gender\*
- Highest level of education
- Annual household income

\*indicates required question

# Data Collection Methods

- Convenience sample (non-representative)
- Data collection to take place in November
- Requesting community partners help in distribution
- Utilize CHWs and MRC volunteers for hard-to-reach areas
- Stratify data based on demographic factors
- Goals:
  - 2000 survey responses
  - Try to align with population trends for race and zip code

# Discussion



How can we get the survey to community members in Spotsylvania County?

# Next Steps

- Follow-up email with notes, PPT slides, and Doodle poll
  - No meeting in November, next meeting will be in early December
- **Get the survey out to the public!**
  - Google form indicating targeted locations/ populations