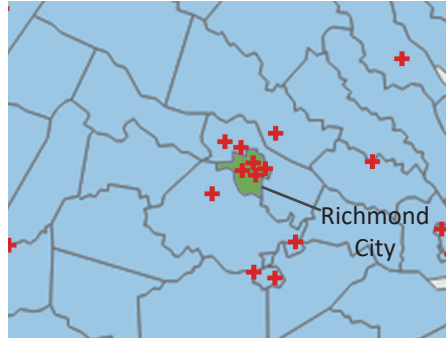


Richmond City Health District

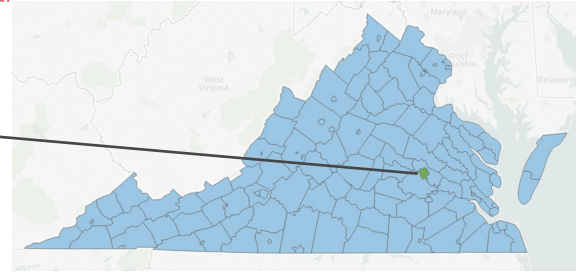
2016 Population



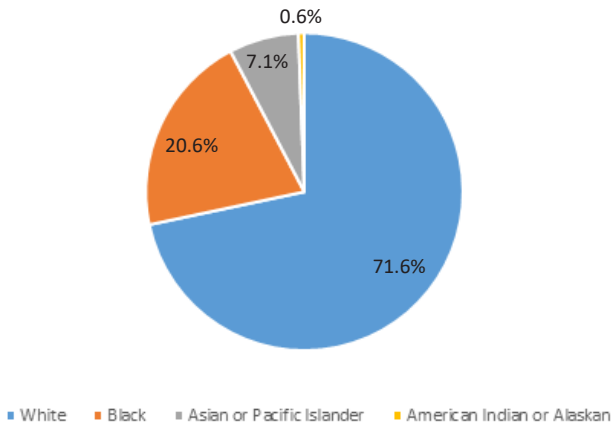
Virginia
8,411,808
Richmond City
223,170



+ Hospital

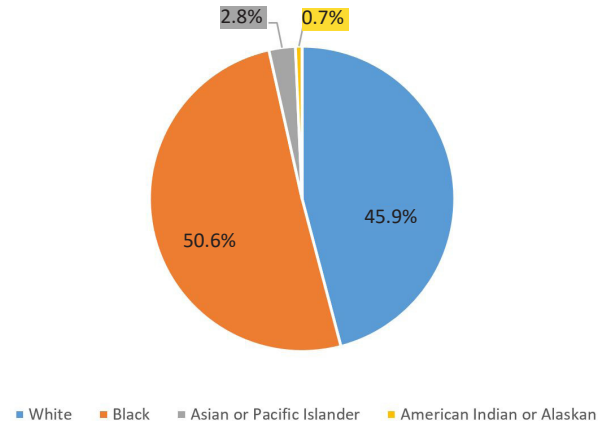


Virginia Population by Race, 2016



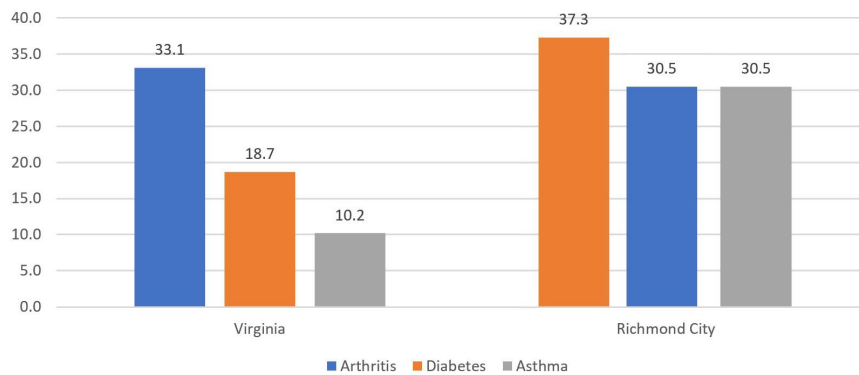
Source: National Center for Health Statistics

Richmond City Population by Race, 2016



Source: National Center for Health Statistics

Chronic Disease Hospitalization Three-Year Rolling Rates, 2010-2012 Per 10,000 Population



Source: Virginia Inpatient Hospitalization and Virginia Health Information

Local HD Info

These data charts provide a snapshot of comparative data for the City of Richmond and State of Virginia for certain public health issues. Of particular concern are STI rates, which suggest a dramatic increase of early syphilis cases in the City of Richmond. Another dramatic increase is reflected by the opioid data chart, which shows fentanyl and/or heroin overdose mortality rates. Sharing this data helps raise awareness of some of the multiple factors which impact the health of our community.

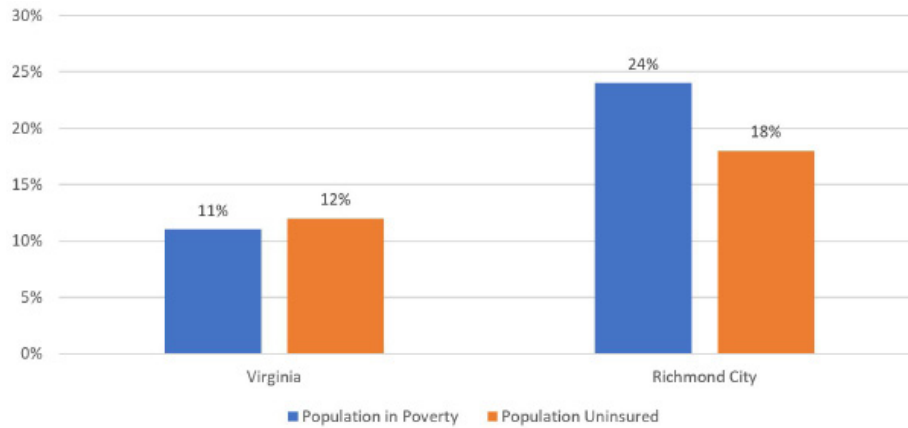
Top Reportable Communicable Diseases by Incidence Rate, 2016 (Excluding Chronic Hepatitis and Sexually Transmitted Infections)

State	Health District	Locality	Disease	Rate Per 100,000
Virginia			Campylobacteriosis*	18.8
	Richmond City	Richmond City	Campylobacteriosis*	14.1

*Food-borne

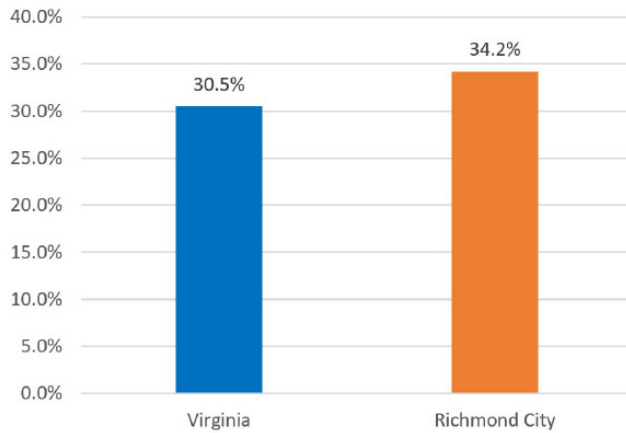
Source: Virginia Electronic Disease Surveillance System (VEDSS)

Population in Poverty and Uninsured, 2014



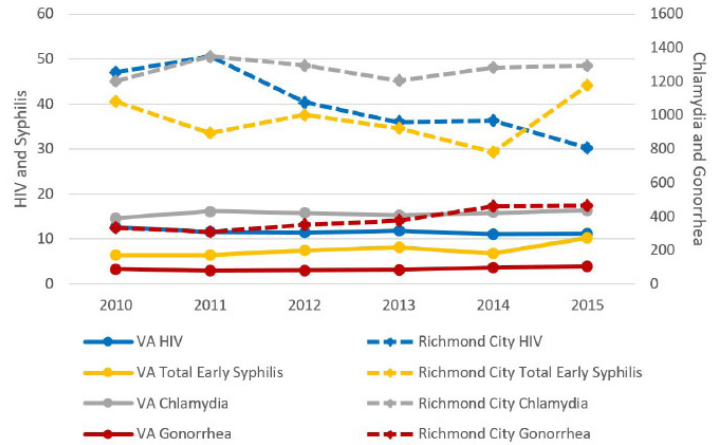
Source: US Census Bureau

Adults (18+) Reporting Poor Mental Health in the Past 30 Days, 2014



Source: Behavioral Risk Factor Surveillance System

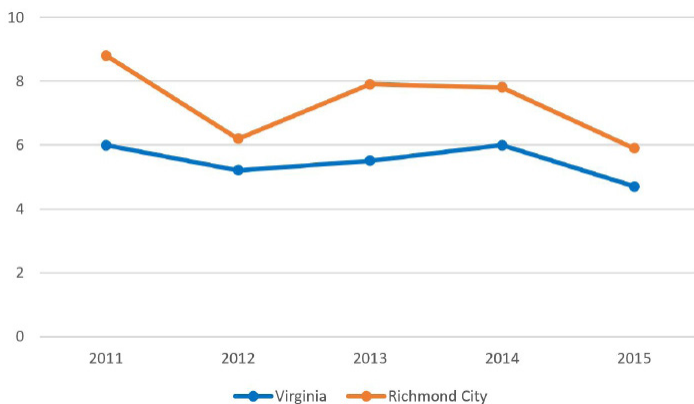
STI Rates Per 100,000 Population



Source: STD*MIS, Division of Disease Prevention, Virginia Department of Health; Enhanced HIV/AIDS Reporting System (eHARS), Division of Disease Prevention, Virginia Department of Health; data reported as of 12/31/2015

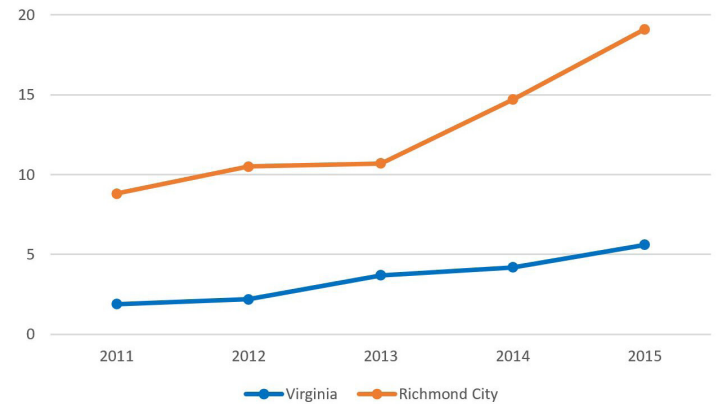
Opioids (2015)

Prescription Opioid Overdose Mortality Rates Per 100,000 Population



Source: Office of Chief Medical Examiner, Fatal Overdose Tables

Fentanyl and/or Heroin Overdose Mortality Rates Per 100,000 Population



Source: Office of Chief Medical Examiner, Fatal Overdose Tables