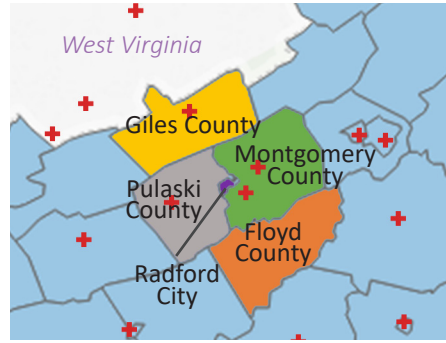


New River Health District

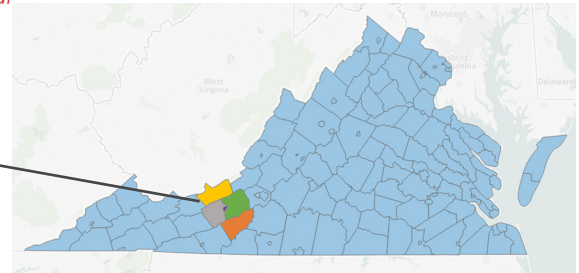
2016 Population



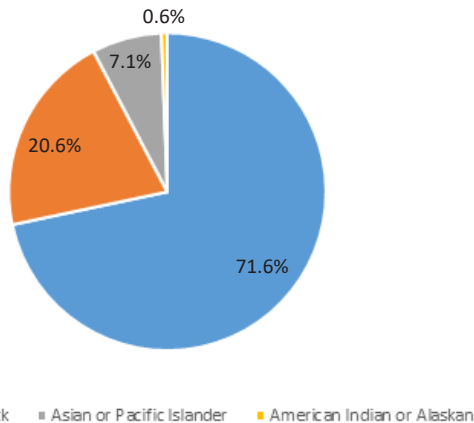
Virginia
8,411,808
New River
182,876



+ Hospital

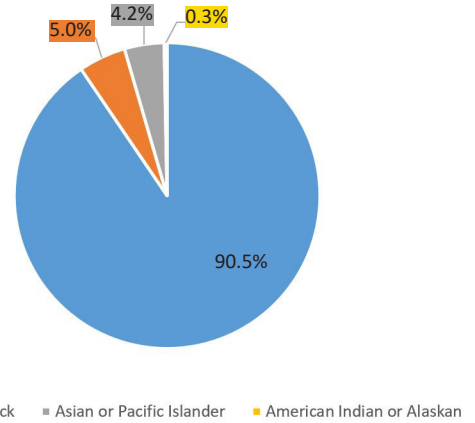


Virginia Population by Race, 2016



Source: National Center for Health Statistics

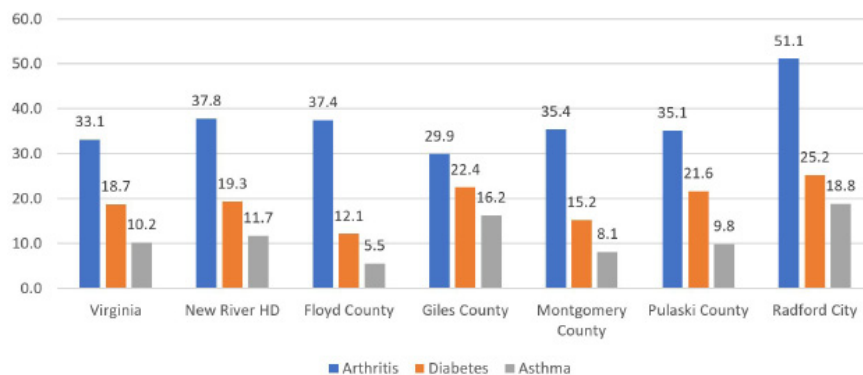
New River Population by Race, 2016



Source: National Center for Health Statistics

Chronic Disease Hospitalization Three-Year Rolling Rates, 2010-2012

Per 10,000 population



Source: Virginia Inpatient Hospitalization and Virginia Health Information

Top Reportable Communicable Diseases by Incidence Rate, 2016

(Excluding Chronic Hepatitis and Sexually Transmitted Infections)

State	Health District	Locality	Disease	Rate Per 100,000
Virginia			Campylobacteriosis*	18.8
	New River		Lyme disease	154.6
		Floyd County	Lyme disease	466.4
		Giles County	Lyme disease	125.7
		Montgomery County	Lyme disease	100.4
		Pulaski County	Lyme disease	195.2
		Radford City	Lyme disease	126.4

*Food-borne

Source: Virginia Electronic Disease Surveillance System (VEDSS)

Local HD Info

Vaccinations

New River Health Department (NRHD) partnered with local public schools and Virginia Tech to host fall flu vaccine campaigns in 35 public schools (2,900 vaccinations) and two international student vaccination clinics at Virginia Tech (550 vaccinations). Plans are to return to public schools in spring for Tdap, HPV, and meningococcal clinics for incoming sixth graders.

Opioid Crisis

NRHD has collaborated with New River Valley Community Services (NRVCS) to dispense naloxone at Revive! Trainings as well as with primary care providers and hospices to distribute drug deactivation kits.

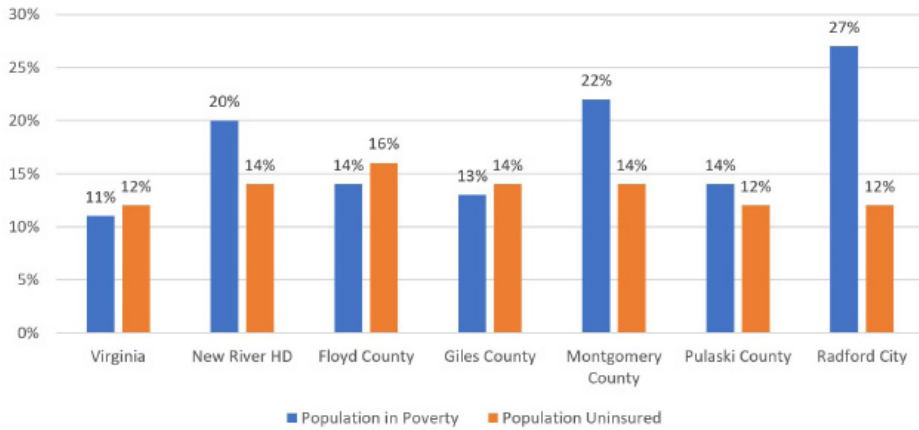
WIC

NRHD has acquired a mobile unit to provide outreach and accessible services throughout the community.

Environmental Health (EH)

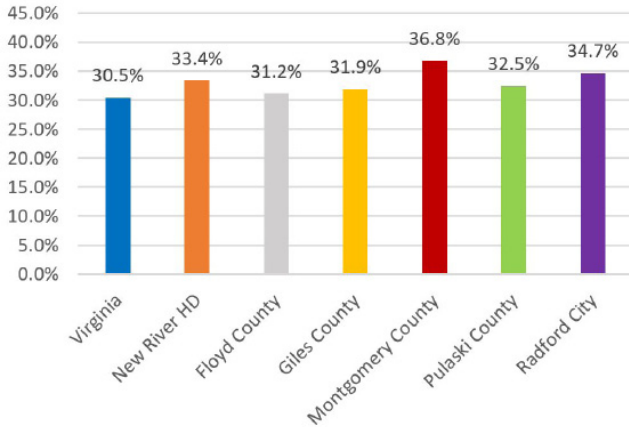
NRHD EH staff are mentoring other districts regarding the FDA Retail Program standards.

Population in Poverty and Uninsured, 2014



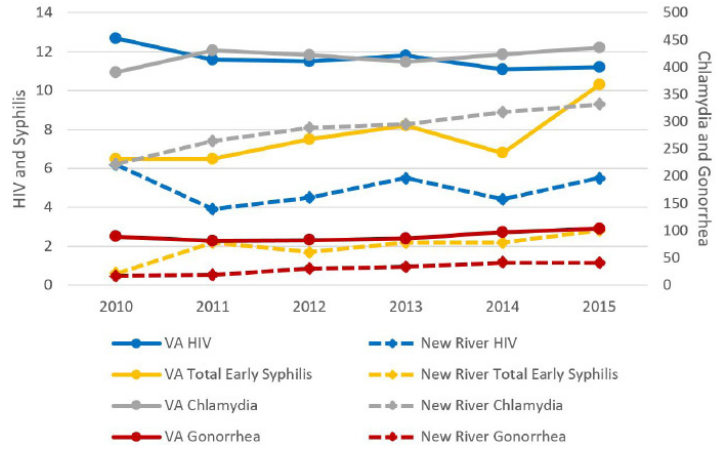
Source: US Census Bureau

Adults (18+) Reporting Poor Mental Health in the Past 30 Days, 2014



Source: Behavioral Risk Factor Surveillance System

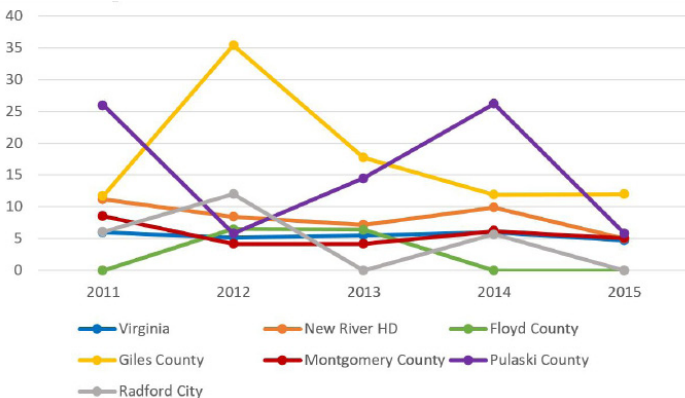
STI Rates Per 100,000 Population



Source: STD*MIS, Division of Disease Prevention, Virginia Department of Health; Enhanced HIV/AIDS Reporting System (eHARS), Division of Disease Prevention, Virginia Department of Health; data reported as of 12/31/2015

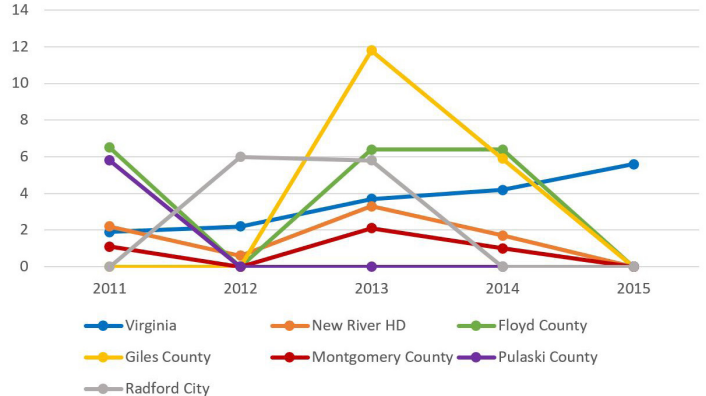
Opioids (2015)

Prescription Opioid Overdose Mortality Rates Per 100,000 Population



Source: Office of Chief Medical Examiner, Fatal Overdose Tables

Fentanyl and/or Heroin Overdose Mortality Rates Per 100,000 Population



Source: Office of Chief Medical Examiner, Fatal Overdose Tables