



# Mobile Food Unit Guide



## Contents

<b>Definitions</b> .....	3
<b>Introduction</b> .....	5
<i>FDA Food Code 2022: Full Document</i> .....	5
<i>What Is A Mobile Food Unit?</i> .....	5
<b>Administrative</b> .....	6
<i>Permits</i> .....	6
<i>Commissary</i> .....	6
<i>Certified Food Protection Manager</i> .....	6
<i>Drawing</i> .....	7
<b>Structural Requirements - Premises</b> .....	9
<b>Equipment</b> .....	10
<b>Water Supply, Capacity And Wastewater Disposal</b> .....	12
<b>Power Source</b> .....	13
<b>Personnel</b> .....	13
<b>Food Defense</b> .....	15
<b>Food Source and Temperature Control</b> .....	15
<b>Food Equipment and Utensil Requirements, Storage &amp; Handling</b> .....	18
<b>Cleaning and Sanitizing</b> .....	20
<b>Premises</b> .....	21
<b>Appendix I</b> .....	22
<i>FDA Model Code Mobile Food Establishment Matrix</i> .....	23
<b>Appendix II</b> .....	24
<i>Power Supply</i> .....	24
<i>Challenges</i> .....	26
<i>Tips For Choosing The Right Generator For Food Truck</i> <sup>[1]</sup> .....	27
<i>Food Truck Generator Faqs</i> .....	27

## Definitions

**Approved water supply:** a waterworks which has a valid waterworks operation permit from the department or a nonpublic water supply which is evaluated, tested, and if found in reasonable compliance with the construction standards of the Private Well Regulations (12 VAC 5-630) and the bacteriological water quality standards of the Virginia Waterworks Regulation (12 VAC 5-590), accepted and approved by the director or the director's designee.

**Commissary:** an APPROVED FOOD ESTABLISHMENT where FOOD is stored, prepared, portioned, or PACKAGED for service elsewhere. It is also a place where WAREWASHING and other SERVICING AREA type activities could occur if APPROVED. Make sure to check with local jurisdictions for commissary APPROVAL and licensing.

**Equipment:** an article that is used in the operation of a food establishment. "Equipment" includes items such as a freezer, grinder, hood, ice maker, meat block, mixer, oven, reach-in refrigerator, scale, sink, slicer, stove, table, temperature measuring device for ambient air, vending machine, or ware washing machine.

**Food-contact surface:** a surface of equipment or a utensil with which food normally comes into contact, or a surface of equipment or a utensil from which food may drain, drip, or splash into a food, or onto a surface normally in contact with food.

**Hazard:** a biological, chemical, or physical property that may cause an unacceptable consumer health risk.

**Mobile food unit:** a food establishment mounted on wheels (excluding boats in the water) readily moveable from place to place at all times during operation and shall include pushcarts, trailers, trucks, or vans. The unit, all operations, and all equipment must be integral to and be within or attached to the unit.

**Packaged:** bottled, canned, cartoned, bagged, or wrapped, whether packaged in a food establishment or a food processing plant. Packaged does not include wrapped or placed in a carry-out container to protect the food during service or delivery to the consumer, by a food employee, upon consumer request.

**Permit:** a license issued by the department that authorizes a person to operate a food establishment.

**Ready-to-eat (RTE) food:** Food that:

1. Is in a form that is edible without additional preparation to achieve food safety;
2. Is raw or partially cooked animal food and the consumer is advised; or
3. Is prepared in accordance with a variance.

Mobile Food Unit Guide  
Portsmouth Health Department

"Ready-to-eat food" may receive additional preparation for palatability or aesthetic, epicurean, gastronomic, or culinary purposes.

"Ready-to-eat food" includes:

1. Raw animal food that is cooked or frozen;
2. Raw fruits and vegetables;
3. Fruits and vegetables that are cooked for hot holding;
4. All time/temperature control for safety food that is cooked to the temperature and time required and cooled;
5. Plant food for which further washing, cooking, or other processing is not required for food safety, and from which rinds, peels, husks, or shells, if naturally present, are removed;
6. Substances derived from plants such as spices, seasonings, and sugar;
7. A bakery item such as bread, cakes, pies, fillings, or icing for which further cooking is not required for food safety;
8. The following products that are produced in accordance with USDA guidelines and that have received a lethality treatment for pathogens: dry, fermented sausages, such as dry salami or pepperoni; salt-cured meat and poultry products, such as prosciutto ham, country cured ham, and Parma ham; and dried meat and poultry products, such as jerky or beef sticks; and
9. Food manufactured as specified in 21 CFR Part 113.

**Sanitization:** the application of cumulative heat or chemicals on cleaned food-contact surfaces that, when evaluated for efficacy, is sufficient to yield a reduction of five logs, which is equal to a 99.999% reduction of representative disease microorganisms of public health importance.

**Time/temperature controlled for safety (TCS) food:** a food that requires time/temperature control for safety to limit pathogenic microorganism growth or toxin formation.

**Utensil:** a food-contact implement or container used in the storage, preparation, transportation, dispensing, sale, or service of food, such as kitchenware or tableware that is multiuse, single service, or single use; gloves used in contact with food; temperature sensing probes of food temperature measuring devices and probe-type price or identification tags used in contact with food.

## Introduction

This guide is intended to assist you in navigating the Portsmouth Health Department's process for reviewing and permitting mobile food units. Whether you're a seasoned food truck operator or new to the mobile food industry, understanding this process is crucial for a smooth and successful permitting experience.

While this guide provides some information about safely operating a mobile food unit, it does not contain every requirement. The link provided below will direct you to the 2022 FDA Food Code, which we recommend familiarizing yourself with.

[FDA Food Code 2022: Full Document](#)

### ***What is a mobile food unit?***

Mobile food units are kitchens on wheels that vary in equipment and design, depending upon the type of food and service intended by the operator.

- The unit is a vehicle that is self-propelled, or can be pulled or pushed down a sidewalk, street, highway, or waterway.
- Food may be prepared in the vehicle or in a commissary.
- All equipment necessary for operation (e.g. grills, burners, and cooking equipment) are installed on the unit.
- While there is no size limit to mobile food units, they must meet the basic requirement of mobility. A non-mobile unit or structure (e.g. a tent) cannot be designated as a mobile unit.



## **Administrative**

Before you are approved to sell food from your mobile unit, it must go through a plan review. The following must be submitted to the health department to begin the review process:

- Completed Plan Review Application
- Completed Permit Application
- Required fees (TOTAL: \$80)
  - Plan Review Application: one-time \$40 fee
  - Permit Application: annual \$40 fee
- Completed Commissary Agreement Letter
- Certified Food Protection Manager certificate
- Proposed menu
- Drawing or plans showing location of equipment, plumbing, electrical services (including lighting), mechanical ventilation, and room finishes
- Manufacturer specification sheets for each piece of equipment shown on the plan
- Employee health policy
- Vomit/diarrhea clean-up procedures

*Applicants should submit these documentations at least 30 calendar days prior to the date planned for opening.*

### ***Permits***

Mobile food unit permits are issued in the form of a sticker that must be posted on the body of the unit in public view during all hours of operation. Permit stickers are valid for one year and are non-transferable.

### ***Commissary***

Because mobile food units operate as kitchens on wheels, they have the unique characteristic of not being situated in a fixed location with permanent water and wastewater connections. Commissaries provide a variety of services such as food storage, potable water, and wastewater disposal.

An approved commissary must be a food or retail establishment permitted by either the Virginia Department of Health (VDH) or the Virginia Department of Agriculture and Consumer Services (VDACS). Private homes cannot be used as a commissary, and no preparation of ice or other food is allowed in unregulated locations.

### ***Certified Food Protection Manager***

The FDA Food Code requires that the Person in Charge (PIC) must be a certified food protection manager who has proficiency in required information through passing a test as part of an accredited program. The PIC must have supervisory and management responsibility, and the authority to direct and control food preparation and service. The certificate must be obtained from an ANSI-accredited program. Online training and testing

are available through State Food Safety and can be accessed using the link below.

<HTTPS://PORTSMOUTH.STATEFOODSAFETY.COM/>

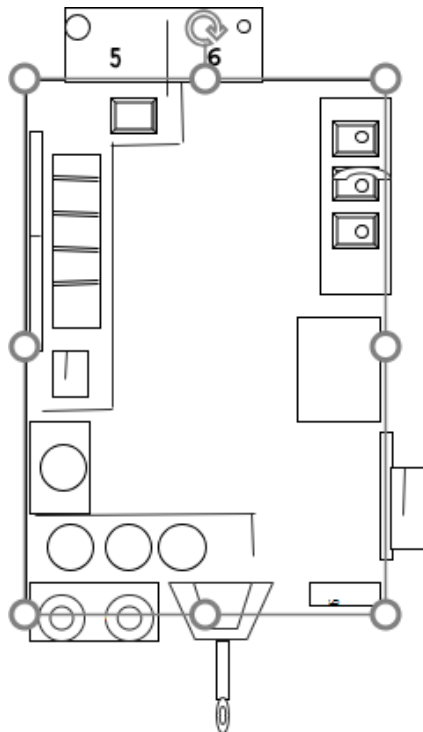
You may be exempt from this requirement if you intend to restrict your menu to foods that only need cold-holding or reheating. Under this exemption, cooking raw animal products will not be permitted, and hot food cannot be cooled and stored for future service.

### ***Food Handlers' Card***

The City of Portsmouth's Code of Ordinances, *Sec. 15.1-19. – Food service card*, requires any person employed in any capacity in any food establishment shall possess a food handlers' card. The Portsmouth Health Department offers the food handlers training on the first Wednesday of each month. Contact our office for more details.

### ***Drawing***

Plan reviews require the submission of detailed drawings or plans. These should clearly depict the location of all equipment within the unit, as well as the plumbing layout, electrical services including lighting arrangements, and any mechanical ventilation systems in place. Additionally, the plans should specify the finishes used in the room. This will help us assess the setup and compliance of your mobile food unit with regulatory requirements.



**FIGURE 1: EXAMPLE OF A MOBILE UNIT LAYOUT**

Mobile Food Unit Guide  
Portsmouth Health Department

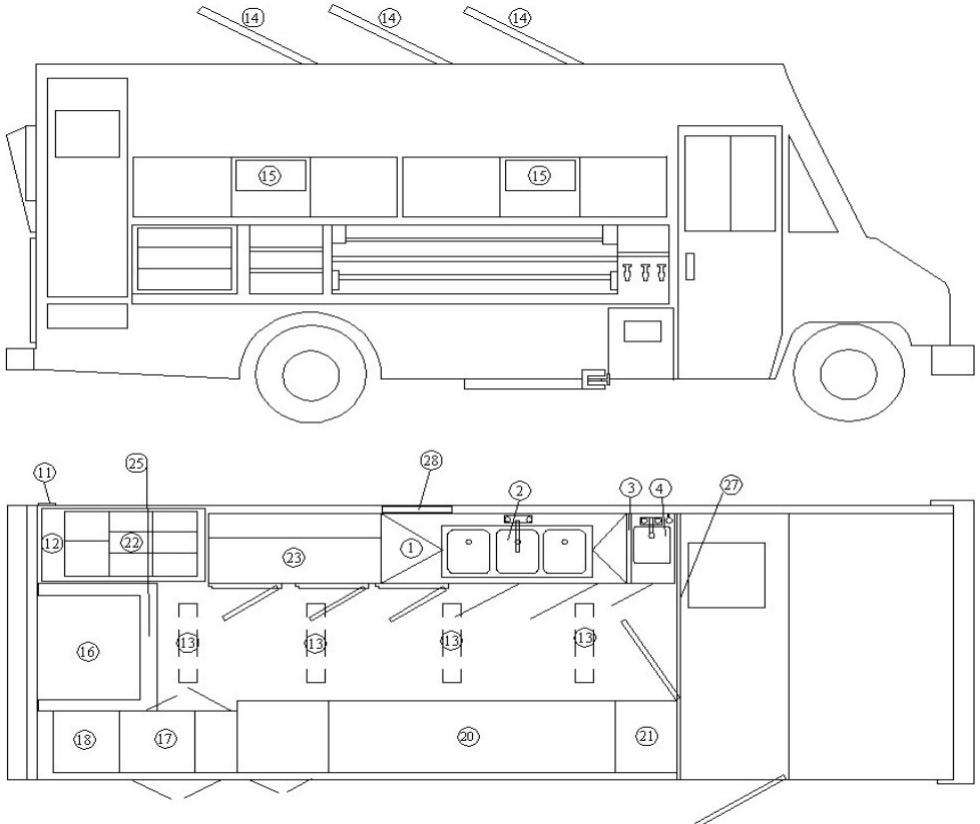


FIGURE 2: MOBILE UNIT LAYOUT SHOWING EXTERIOR OF UNIT

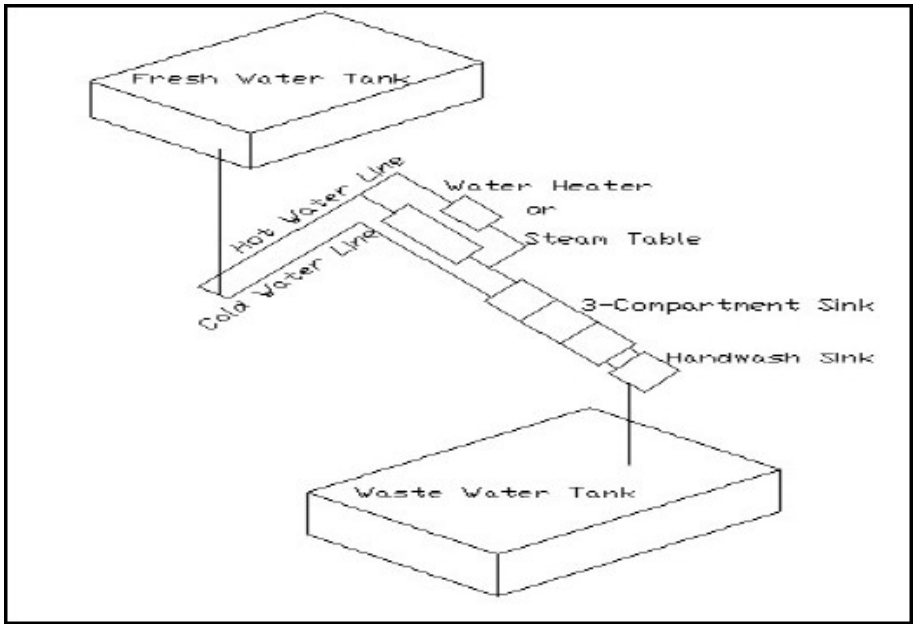


FIGURE 3: EXAMPLE OF MOBILE UNIT PLUMBING CONNECTIONS

## **STRUCTURAL REQUIREMENTS - PREMISES**

### ***Overhead Protection***

- a. Each individual piece of cooking and hot and cold holding EQUIPMENT must be separately covered (cooker top, lidded holding compartment, etc.) or the structure of the MFE must have overhead protection (ceiling) (§§ 6-202.16; 6-201.12A; 3-305.11).
  - Examples of acceptable overhead protection are roofs or other permanent structures, canopies, awnings, or attached umbrellas for units such as pushcarts.
  - Overhead protection may not always be suitable for use over frying or grilling operations that generate airborne grease. State/local fire codes may dictate specific limitations.
- b. For MFE units that have self-service components, additional protection of individual FOOD dispensing containers that are located beneath an awning or similar structure may be necessary (§ 3-306.12). Examples would be lidded dispensing containers and sneeze guards.

### ***Walls***

- a. For self-contained MFEs, walls are required to protect against the elements, wind-blown dust and debris, insects or other sources that may contaminate FOOD, FOOD CONTACT SURFACES, UTENSILS, EQUIPMENT, LINENS, SINGLE-SERVICE OR SINGLE-USE ARTICLES, and EMPLOYEES.
- b. Walls must be SMOOTH, durable, EASILY CLEANABLE and non-absorbent. Pass-through windows may be installed in the walls and may require screening to prevent the entrance of insects (§§ 6-101.11; 6-201.11; 6-202.15; 6-202.16; 6-501.11).

### ***Floors***

- a. Unless otherwise APPROVED, floors of self-contained MFEs must be designed, constructed, and installed so they are SMOOTH, durable, and EASILY CLEANABLE. Examples of acceptable floors are vinyl composition tile, commercial grade linoleum, or similar finish (§§ 6-101.11; 6-201.11; 6-501.11).
- b. The floor and wall junctures are to be coved and SEALED (§ 6-201.13).
- c. Push carts, FOOD delivery, and dispensing units must be located on concrete, asphalt, or a similar non-absorbent surface that minimizes dust and mud.

### ***Ventilation and Fire Protection***

- a. Local regulations shall govern ventilation and fire protection requirements in an MFE.
- b. Enclosed MFEs must comply with Section 6-304.11 of the Food Code, in which adequate ventilation shall be provided to keep the MFE free of excessive heat, steam, condensation, vapors, odors, smoke and fumes.

### **Lighting**

- a. Adequate lighting by artificial or natural means is required.
- b. MFEs shall be provided with artificial lighting according to local regulations.
- c. Adequate lighting must be provided in an MFE. The lighting intensity shall be in accordance with Section 6-303.11 of the Food Code and lights shall be adequately shielded in accordance with Section 6-202.11.

### **Handwashing Facilities**

- a. At least one HANDWASHING SINK must be located in all FOOD ESTABLISHMENTS, this would include MFEs selling anything other than pre-PACKAGED non-TCS FOODS. (§ 5-203.11)
- b. Each HANDWASHING SINK must be provided with suitable hand cleanser, individual disposable towels, and a waste receptacle. A reminder handwashing sign is to be posted at the HANDWASHING SINK. (§§ 6-301.11; 6-301.12; 6-301.14)
- c. HANDWASHING SINKS shall be equipped to provide potable water at a minimum temperature of at least 85°F through a mixing valve or combination faucet. (§ 5-202.12)
- d. HANDWASHING SINKS must be provided at all toilet facilities used by the FOOD EMPLOYEES. (§5-204.11 B)

### **Toilet and Handwashing Facilities**

- a. Toilet and handwashing facilities must be available for MFE EMPLOYEES. (§ 5-204.11)

### **Garbage**

- a. An adequate number of non-absorbent, EASILY CLEANABLE garbage containers must be provided at the MFE. (§ 5-501.13)
- b. Garbage containers must be rodent-resistant, non-absorbent, and covered when not in use. (§ 5-501.15)
- c. Fats, oil and grease must be disposed of properly and shall not be dumped onto the ground surface or into the sanitary sewer system.
- d. Final disposal facilities for garbage, grease, and other waste materials must be identified, APPROVED by the REGULATORY AUTHORITY, and used.

## **EQUIPMENT**

Construction, maintenance, and cleaning of all EQUIPMENT shall be in accordance with Chapter 4 of the Food Code and with the manufacturer's instructions. EQUIPMENT may be movable; however, it must be capable of being secured when the MFE is in transit to and from its service locations. (Note: NSF/ANSI 59 addresses Mobile FOOD Carts)

Mobile Food Unit Guide  
Portsmouth Health Department

Hot and cold holding EQUIPMENT, cooking facilities, preparation surfaces, and dispensing EQUIPMENT must be appropriate for the types and quantities of FOOD items being prepared and served at the MFE. Check with the local authority regarding additional requirements.

EQUIPMENT installed in a fully enclosed MFE must be sealed to facilitate cleaning as required in sections 4-402.11 and 4-402.12.

### ***Food Contact Surfaces***

- a. All FOOD-CONTACT SURFACES used in an MFE shall be designed, constructed, and maintained in accordance with Chapter 4 of the Food Code.
- b. Materials used in the construction of FOOD-CONTACT SURFACES shall comply with Parts 4-1 and 4-2 of the Food Code.
- c. Surfaces shall be non-toxic, SMOOTH, EASILY CLEANABLE, free of rust, dents or pitting, and durable under the conditions to which they will be exposed.

### ***Cooking and Reheating Equipment***

- a. Cooking and reheating EQUIPMENT shall be installed and used in accordance with the manufacturer's instructions and shall meet all fire safety code requirements.
- b. The reheating EQUIPMENT used by the MFE must be capable of heating all TCS FOODS offered by the MFE to their required reheating temperature within two hours or less. (§ 3-403.11)
- c. The local fire safety or other designated authority may have to APPROVE all cooking devices and their location within the MFE in accordance with local authority.
- d. If cooking and reheating temperatures cannot be attained using EQUIPMENT on the MFE, then cooking and reheating must occur at the commissary.

### ***Hot Holding Equipment***

- a. EQUIPMENT used at the MFE for hot holding must be capable of maintaining TCS FOODS at 135° F or above. (§ 3-501.16)
- b. Hot holding EQUIPMENT shall be installed and used in accordance with the manufacturer's instructions and shall meet all the local authority's code requirements as applicable.



### ***Cold Holding Equipment***

- a. EQUIPMENT used for cold holding at the MFE must be capable of maintaining TCS FOODS at 41° F or below. (§ 3-501.16)
- b. Refrigeration, such as mechanical, absorption or thermoelectric, shall be installed and used in accordance with the manufacturer's instruction.

Mobile Food Unit Guide  
Portsmouth Health Department

- c. Each refrigeration unit must have a numerically scaled thermometer accurate to  $\pm 3^{\circ}$  F to measure the air temperature of the unit. (*§ 4-204.112*)
- d. If ice is used to cold hold TCS FOODS at 41° F or below, it must come from an APPROVED SOURCE and be protected from contamination. (*§ 3-202.16*)
- e. UNPACKAGED FOODS may not be stored in direct contact with undrained ice, except as allowed for raw fruits and vegetables, and raw POULTRY and raw FISH that are received on ice in shipping containers. (*§ 3-303.12*)
- f. Ice used as a coolant for FOODS shall not be used for BEVERAGE ice. (*§ 3-303.11*)
- g. Low ambient air temperature, such as during colder months, should not be considered an acceptable alternate to cold holding EQUIPMENT.

### **Counters/Shelves**

- a. All FOOD-CONTACT SURFACES shall be safe, corrosion-resistant, non-absorbent, SMOOTH, EASILY CLEANABLE, durable, and free of seams and difficult to clean areas.
- b. All other surfaces shall be finished so that they are SMOOTH, non-absorbent, corrosion-resistant, and EASILY CLEANABLE.
- c. Surfaces shall be constructed in compliance with Parts 4-1 and 4-2 of the Food Code.

### **Ware Washing Facilities**

- a. An MFE is required to install a three-compartment sink with drainboards, utensil racks or tables for soiled and clean equipment. (*§§ 4-301.12; 4-301.13*)
- b. Three compartment sinks shall be large enough to accommodate immersion of the largest EQUIPMENT and UTENSILS. (*§ 4-301.12*)

## **WATER SUPPLY, CAPACITY AND WASTEWATER DISPOSAL**

### **Water**

- a. An adequate supply of potable water (DRINKING WATER) meeting the requirements specified under Subparts 5-101, 5-102, and 5-103 of the Food Code shall be available on the MFE for cooking and drinking purposes; for cleaning and SANITIZING EQUIPMENT, UTENSILS, and FOOD-CONTACT SURFACES; and for hand washing.
- b. Water must come from an APPROVED public water source or an APPROVED well water source.

### **Water Systems**

- a. The water supply system and hoses carrying water must be constructed with APPROVED FOOD-contact materials and must be installed to preclude the backflow of contaminants into the potable water supply. (*§§ 5.205.12; 5-301.11; 5-302.11; 5-302.14; 5-302.15; 5-302.16*)
- b. All hoses and other connections shall be installed, handled and stored so that no contamination is created. (*§§ 5-303.12; 5-304.13*)
- c. Water supply to an MFE is to be under pressure, unless otherwise approved by your regulatory authority.

### ***Wastewater Disposal***

- a. EQUIPMENT and facilities that generate liquid waste must be disposed of in an APPROVED manner. (*§ 5-403.11*)
- b. Wastewater shall be disposed of in an APPROVED wastewater disposal system in accordance with Section *5-401.11* of the Food Code. SEWAGE holding tanks in a MFE shall be sized 15% larger in capacity than the water supply tank.
- c. Wastewater must be removed from an MFE at an APPROVED waste SERVICING AREA or by a SEWAGE transport vehicle. (*§ 5-402.14*)
- d. Wastewater may not be dumped onto the ground surface, into waterways, or into storm drains, but shall be collected and dumped into an APPROVED receptacle. (*§ 5-402.13*)

### **POWER SOURCE**

- a. If electrical EQUIPMENT is used on an MFE, a source of power will be necessary. Depending on the location, in most cases this will be a gas generator. A generator can only produce a certain amount of electricity so an operator will need a model that will be able to cover the MFE's power requirements for all the EQUIPMENT used.
  - It is possible to use the vehicle engine and/or batter for power; this is less common due to the drain on the power.
  - Another option would be to run an extension cord for the unit or an electrical generator, but this would only be possible if a fixed electrical source is available.
- b. While MFEs are in transit, they may not be connected to a power source. TCS FOODS must be maintained at the proper holding temperatures (41°F or below) while the MFE is in transit. (See Appendix V- Power Source)

### **PERSONNEL**

#### ***Person in Charge***

- a. The MFE must have a PERSON IN CHARGE present during all hours of its operation. The PERSON IN CHARGE shall be responsible for the overall operation of the MFE and for compliance with all health code requirements in accordance with Subparts *2-101 (Supervision responsibility)*, *2-102 (Knowledge)*, *2-103 (Duties of the PIC)*, and *2-201 (Employee Health, responsibilities)* of the Food Code.
- b. The PIC shall be a Certified Food Protection Manager (CFPM), unless it is not required by the Regulatory Agency. (*§2-102.12*)

#### ***Handwashing***

- a. A FOOD EMPLOYEE shall clean their hands and exposed portions of their arms, including surrogate prosthetic devices for hands and arms, immediately before

Mobile Food Unit Guide  
Portsmouth Health Department

engaging in FOOD preparation including working with exposed FOOD, clean EQUIPMENT and UTENSILS, unwrapped SINGLE-SERVICE AND SINGLE-USE ARTICLES and as often as necessary to remove soil and contamination and to prevent cross contamination. (§§ 2-301.11, 2-301.12, 2-301.14, 2-301.15)

### **Employee Health**

- a. EMPLOYEES with communicable diseases which can be transmitted through FOOD shall be EXCLUDED and/or RESTRICTED from FOOD activities. (§§ 2-201.11, 2-201.12, 2-201.13, 2-401.12)
- b. FOOD EMPLOYEES who have a lesion containing pus such as a boil or infected wound that is open or draining on their hands or arms must have it properly bandaged and covered with an impermeable bandage if on the arms or an impermeable cover such as a glove and finger cot if it is on the wrists or hands.
- c. There must be EMPLOYEE practices and behaviors established that can help prevent the spreading of viruses and bacteria to FOOD. The Centers for Disease Control and Prevention (CDC) and FDA cite six (6) highly infective pathogens that can be easily transmitted by FOOD EMPLOYEES and cause severe illness. These six pathogens known as the Big Six are:
  - Norovirus,
  - Hepatitis A virus,
  - *Salmonella* Typhi,
  - *Salmonella* non-typhoidal,
  - *Shigella* spp., and
  - *Escherichia coli* (E. coli) O157:H7 or other Enterohemorrhagic or Shiga toxin-producing E. coli.
- d. Interventions must be used to prevent the transmission of foodborne illness. These interventions include:
  - RESTRICTING or EXCLUDING ill FOOD EMPLOYEES from working with FOOD;
  - using proper handwashing procedures; and
  - eliminating bare hand contact with FOODS that are READY-TO-EAT (RTE).
- e. Proper management involves ensuring that FOOD EMPLOYEES do not work when they are ill and having procedures for identifying EMPLOYEES who may transmit foodborne pathogens to FOOD, other EMPLOYEES, and CONSUMERS. The PIC should be concerned with EMPLOYEES having the following symptoms:
  - vomiting
  - diarrhea
  - jaundice (yellow skin or eyes)
  - sore throat with fever
  - infected cuts and burns with pus on hands and wrists



- f. Information and forms to aid in complying with EMPLOYEE Health can be found in the **2022 FDA Food Code and the Employee Health and Personal Hygiene Handbook**. (<https://www.fda.gov/food/retail-food-industryregulatory-assistance-training/retail-food-protection-employee-health-and-personal-hygiene-handbook>)  
An additional resource for the FDA Employee Health Policy Tool can be found at <https://www.fda.gov/food/retail-food-protection/fda-employee-health-policy-tool>

### **Hygiene**

- a. FOOD EMPLOYEES shall maintain a high degree of personal cleanliness and shall conform to good hygienic practices during all working periods. (*Subparts 2-301 and 2-302*)
- b. FOOD EMPLOYEES shall have clean outer garments, aprons and effective hair restraints. (*§§ 2-304.11, 2-402.11*)
- c. FOOD EMPLOYEES are not allowed to eat (including chewing gum), drink, or use any TOBACCO PRODUCTS in the FOOD preparation and SERVICE AREAS. A FOOD EMPLOYEE may drink from a closed BEVERAGE container if the container is handled to prevent contamination of the EMPLOYEE'S hands; the container; and exposed FOOD, clean UTENSILS, EQUIPMENT, LINENS, and SINGLE-SERVICE/SINGLE-USE ARTICLES. (*§ 2-401.11*)
- d. Unauthorized people are not allowed in FOOD preparation and SERVICE AREAS. (*§ 2-103.11*)

### **No Bare Hand Contact with RTE Foods**

- a. EMPLOYEES preparing FOOD may not contact exposed, READY-TO-EAT FOOD with their bare hands and shall use suitable UTENSILS such as deli paper, spatulas, tongs, single-use gloves or dispensing EQUIPMENT. (*§ 3-301.11*)

## **FOOD DEFENSE**

- a. The MFEs must be secured to prevent unauthorized access to FOOD, EQUIPMENT, UTENSILS, and related items. (*§ 2-103.11*)
- b. Trucks or storage areas away from the MFE should be secured with locks.
- c. Self-service operations at MFEs must be supervised at all times. (*§ 3-306.13*)
- d. Unauthorized personnel shall not be allowed at or in the MFE. (*§ 2-103.11*)

## **FOOD SOURCE AND TEMPERATURE CONTROL**

### **Approved Source**

- a. The source of FOOD on an MFE must be from an APPROVED SOURCE and in compliance with Subparts 3-201, 3-202 and 3-203 of the Food Code. All MEAT and POULTRY must come from USDA or other acceptable government regulated APPROVED SOURCES.

Mobile Food Unit Guide  
Portsmouth Health Department

- b. Home canned FOODS are NOT allowed, nor shall there be any home cooked or prepared FOODS offered at the MFE. Note: Check with the REGULATORY AUTHORITY regarding any cottage FOOD or home FOOD preparation rules.
- c. Ice for use as a FOOD or a cooling medium shall be made from potable water.
- d. A private home may not be used for the storage of FOOD or related items. FOOD and related items can only be stored on the secured MFE unit, at the SERVICE AREA, at the commissary or at a permanent FOOD ESTABLISHMENT.
- e. There shall be no preparation of ice or other FOOD items in a home or other unregulated location.

### ***Temperature Measuring Devices***

- a. TEMPERATURE MEASURING DEVICES, appropriate to the operation, must be used for monitoring temperatures for the types of TCS FOODS prepared and held at the MFE as specified in the Food Code. (*§ 4-302.12*)
- b. A thermocouple, thermistor or metal stem thermometer shall be provided to check the internal temperatures of TCS hot and cold FOOD items. The TEMPERATURE MEASURING DEVICE must be appropriate for the type of FOOD served such as for thin FOODS. (*§ 4-302.12*)
- c. FOOD TEMPERATURE MEASURING DEVICES shall be accurate to  $\pm 2^{\circ}\text{F}$  if scaled only in Fahrenheit (accurate to  $\pm 1^{\circ}\text{C}$  if scaled only in Celsius or dually scaled in Celsius and Fahrenheit) in the intended range of use. (*§ 4-203.11*).
- d. Regular calibration of the TEMPERATURE MEASURING DEVICES shall be accomplished to ensure accurate FOOD temperature measurements.

### ***Holding Temperatures***

- a. TCS FOOD must be maintained at 135°F or higher or 41°F or below (*§ 3-501.16*), unless it utilizes Time as a Public Health Control (TPHC) as specified in Section 3-501.19. Reminder, TPHC requires strict written procedures that must be followed.

### ***Cooking Temperatures***

- a. FOOD must be cooked to at least the minimum temperatures and times specified below\*\*, unless a CONSUMER advisory is provided.
- b. Roast (whole beef, pork, cured pork (ham) and corned beef) must be cooked using the parameters specified in Section 3-401.11. It is recommended that the REGULATORY AUTHORITY be contacted for additional time/temperature options. If not utilizing the above cooking parameters, please reference Section 3-603.11 regarding specific consumer advisory language as applicable.

Mobile Food Unit Guide  
Portsmouth Health Department

<b>**Internal Cooking Temperature Specifications for Raw Animal Foods</b>	
<b>Raw Animal Foods</b>	<b>Internal Cooking Temperature/Time</b>
<ul style="list-style-type: none"> <li>• Raw eggs cooked for immediate service</li> <li>• Fish, except as listed below</li> <li>• Intact meat</li> <li>• Commercially raised game animals and game animals under a voluntary inspection</li> <li>• Fish, Pork, and Meat not otherwise specified in this chart or in ¶3-401.11 (B)</li> </ul>	63°C (145°F) for 15 seconds
<ul style="list-style-type: none"> <li>• Ratites (Ostrich, Rhea and Emu)</li> <li>• Non-intact meat</li> <li>• Raw eggs not intended for immediate service</li> <li>• Comminuted fish and commercially raised game animals, and game animals under a voluntary inspection program</li> </ul>	63°C (145°F) for 3 minutes 66°C (150°F) for 1 minute 68°C (155°F) for 17 seconds 70°C (158°F) for < 1 second (instantaneous)
<ul style="list-style-type: none"> <li>• Poultry</li> <li>• Baluts</li> <li>• Stuffed fish; stuffed meat; stuffed pasta; stuffed poultry; stuffed ratites; or stuffing containing fish, meat, poultry, or ratites</li> <li>• Wild game animals</li> </ul>	74°C (165°F) for <1 second (instantaneous)
<ul style="list-style-type: none"> <li>• Food cooked in a microwave oven</li> </ul>	Rotated or stirred throughout cooking for even distribution of heat, covered to retain surface moisture, 74°C (165°F) in all parts of the food, and held covered for 2 minutes after cooking
<ul style="list-style-type: none"> <li>• Commercially packaged food</li> </ul>	Follow manufacturer’s cooking instructions before use in ready to eat foods or offered in unpackaged form for human consumption, unless the manufacturer’s instructions specify that the FOOD may be consumed without cooking.
<ul style="list-style-type: none"> <li>• Plant foods cooked for hot holding including fruits, vegetables, grains</li> </ul>	57°C (135°F)

### **Cooling**

- a. All TCS FOODS that are cooled on the MFE, the SERVICING AREA, or at the commissary should be pre-APPROVED by the local REGULATORY AUTHORITY.
- b. The MFE or PERSON IN CHARGE will be required to provide their process on how to properly and safely cool FOODS in accordance with Sections 3-501.14 and 3-501.15 of the Food Code.
- c. Cooling shall be done in compliance with Sections 3-501.14 and 3-501.15 of the Food Code. Cooked TCS FOOD shall be cooled from 135° F to 70°F within 2 hours; and from 135°F to 41° F within a total of 6 hours or less. TCS FOOD shall be cooled within 4 hours to 5°C (41°F) or less if prepared from ingredients at ambient temperature.
- d. Though not required in the Food Code, the REGULATORY AUTHORITY may require time/temperature logs for TCS FOODS that are cooled.



### **Reheating for Hot Holding**

- a. Reheating shall be done in compliance with Section 3-403.11 of the Food Code. If proper reheating at the MFE cannot be accomplished, reheating TCS FOOD must take place at the SERVICING AREA or commissary and the products hot held on the MFE unit at 135° F or greater. (§ 3-501.16)
- b. TCS FOOD that is cooked, cooled, and reheated for hot holding shall be rapidly reheated so that all parts of the FOOD reach a temperature of at least 165° F for 15 seconds within 2 hours or less. (§ 3-403.11)
- c. Commercially processed and PACKAGED FOODS shall be reheated to 135°F within 2 hours or less for hot holding (§ 3-403.11)

### **Thawing**

- a. Thawing shall be done using a method outlined in Section 3-501.13 of the Food Code.
- b. Thawing under running water in an MFE can be challenging. Check with your REGULATORY AUTHORITY on options to consider.

## **FOOD EQUIPMENT AND UTENSIL REQUIREMENTS, STORAGE & HANDLING**

### **Cross Contamination**

- a. Cross contamination prevention shall be in accordance with Section 3-302.11 of the Food Code.

Mobile Food Unit Guide  
Portsmouth Health Department

- b. FOOD shall be protected from cross contamination during transportation, storage, preparation, holding, and display by separating different types of raw animal FOODS from READY-TO-EAT FOODS.
- c. EQUIPMENT and UTENSILS (including knives, cutting boards, and FOOD storage containers) must be thoroughly cleaned and sanitized after being used for raw animal FOODS and before being used for RTE. (§§ 4-601.11; 4-702.11)
- d. Wash, rinse and sanitize appropriate sink basins before thoroughly washing raw fruits and vegetables in water to remove soil and other contaminants before being cut, combined with other ingredients, cooked, served, or offered for human consumption in RTE form. (§3-302.15)

**Cross-Contact**

- a. PICS need to be aware of the serious nature of FOOD allergies, including allergic reactions, anaphylaxis, and death; to know the nine MAJOR FOOD ALLERGENS; to understand FOOD allergen ingredient identities and labeling; and to avoid cross-contact during FOOD preparation and service.
- b. The PIC shall ensure that EMPLOYEES are properly trained in FOOD safety, including FOOD allergy awareness, as it relates to their assigned duties. (§2-103.11(O))

**Dry storage**

- a. Storage shall be in compliance with Sections 3-305.11 & 4-903.11 of the Food Code.
- b. All FOOD, EQUIPMENT, UTENSILS, LINENS, AND SINGLE-SERVICE AND SINGLE USE ARTICLES shall be properly stored including storage which is at least 6" off the ground or floor, protected from contamination, and provided with effective overhead protection.

**Food Display**

- a. All FOOD shall be protected from CUSTOMER handling, coughing, sneezing or other contamination by wrapping, the use of FOOD shields or other effective barriers. (§ 3-306.13)
- b. Condiments must be dispensed in single-service type packaging, in pump-style dispensers, or in protected squeeze bottles, shakers, or similar dispensers which prevent contamination of the FOOD items by FOOD workers, patrons, insects, or other sources. (§ 3-306.12)



**In-use Utensil Storage**

- a. In-use UTENSIL storage shall be in compliance with Section 3-304.12 of the Food Code.
- b. Back-up UTENSILS must be stored clean, dry and in a protected location. § 4-903.11)

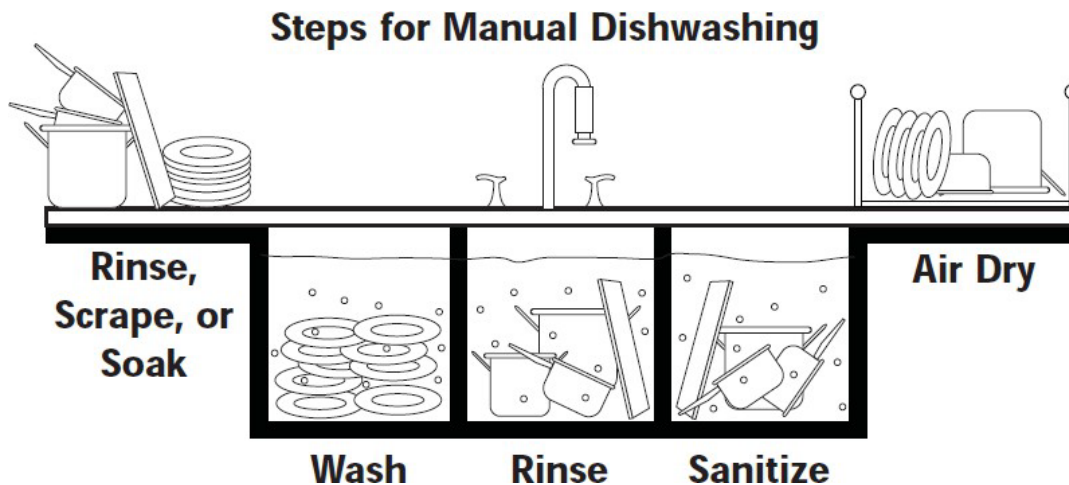
## CLEANING AND SANITIZING

WAREWASHING shall be done in compliance with Part 4-6 of the Food Code. EQUIPMENT FOOD-CONTACT SURFACES and UTENSILS shall be cleaned and sanitized:

- when changing from working with raw FOODs to working with RTE FOODs;
- between uses with raw fruits and vegetables and with TCS FOOD;
- before using or storing a FOOD TEMPERATURE MEASURING DEVICE;
- if used with TCS FOOD shall be cleaned throughout the day at least every 4 hours; and
- at any time during the operation when contamination may have occurred. (§ 4-602.11)

### *Ware washing*

- WAREWASHING methods must be available to wash, rinse, and sanitize EQUIPMENT and UTENSILS coming into contact with FOOD. (§4-501.16)
- WAREWASHING EQUIPMENT (cleaning frequency) shall be:
  - cleaned before use, if used, at least every 24 hours, and throughout the day as necessary to prevent recontamination. (§4-501.14)
  - washed, rinsed, sanitized before and after washing fruits and vegetables.



### *Sanitizing*

- Approved sanitizers must be provided for sanitizing FOOD-CONTACT SURFACES, EQUIPMENT, and wiping cloths. (§ 7-204.11)
- Sanitizers are to be used in accordance with the EPA-registered label use instructions. (§ 7-202.12)
- An appropriate test kit must be available and used to accurately measure the concentration of sanitizing solutions. (§§ 4-501.116, 4-703.11)

### ***Wiping cloths***

- a. Wiping cloths that are in use for wiping FOOD spills shall be used for no other purpose and shall be stored clean and dry or in a clean solution at the approved sanitizer concentration. (*§ 3-304.14*)

## **PREMISES**

### ***Personal Belonging Storage***

- a. Personal clothing, belongings and any PERSONAL CARE ITEMS must be stored in a designated place in the MFE away from FOOD preparation, FOOD service, dry storage areas, UTENSIL and SINGLE-SERVICE AND SINGLE-USE ITEM storage, and WAREWASHING areas. (*§ 6-403.11*)

### ***Toxic materials***

- a. Materials necessary for the operation of an MFE shall be properly stored, labeled and used.
- b. POISONOUS OR TOXIC MATERIALS are to be properly labeled and stored so they cannot contaminate FOOD, UTENSILS, EQUIPMENT, LINENS, AND SINGLE-SERVICE AND SINGLE-USE ARTICLES.
- c. Only those chemicals necessary for the FOOD operation shall be provided.
- d. Toxic materials must be labeled and located in accordance with Parts 7-1 and 7-2 of the Food Code.

### ***Pests***

- a. The MFE must be maintained free of insects, rodents, and other pests. Premises, EQUIPMENT and fixtures shall be of construction, design and material to prevent and control entry and harborage of pests. Harborage means any condition that provides shelter or protection for rodents, insects or other pests. (*§ 6-202.15*)
- b. When possible, Integrated Pest Control should be used.
- c. Employees should not apply any pest control methods that could contaminate FOOD, UTENSILS, EQUIPMENT, LINENS, SINGLE-USE OR SINGLE-SERVICE ARTICLES. A pest control operator should be consulted if necessary.

## APPENDIX I

### Chart 4-D - *FDA Food Code Mobile Food Establishment Matrix* (FDA Food Code, 2022, Annex 7)

The table entitled “FDA Food Code Mobile Food Establishment Matrix” is a plan review and inspectional guide for mobile food establishments based on the mobile unit's menu and operation. Mobile units range in type from push carts to food preparation catering vehicles.

To use the table, read down the columns based on the menu and operation in use. For example, if only prepackaged time/temperature control for safety food is served, then requirements listed in the **TCS Food Menu - *Prepackaged*** column apply. Likewise, if only food that is not time/temperature control for safety food is prepared on board, then requirements listed in the **Not TCS Menu - *Food Preparation*** column apply. Note that if a mobile food establishment has available for sale to the consumer both prepackaged time/temperature control for safety food and time/temperature control for safety food prepared on board, then the more stringent requirements of the **TCS Menu - *Food Preparation*** column apply.

It is important to remember that mobile units may also be subject to all Food Code provisions that apply to food establishments. Consult the local regulatory authority about specific local requirements.

The local regulatory authority's decision to require auxiliary support services such as a commissary or servicing area should be based on the menu, type of operation, and availability of on-board or on-site equipment.

NOTE: The Food Code definition of "Food Establishment" does not include an establishment that offers only prepackaged foods that are not time/temperature control for safety foods.

Mobile Food Unit Guide  
Portsmouth Health Department

**FDA Model Code Mobile Food Establishment Matrix**

Food Code	Time/Temperature for Safety Food (TCS) Menu	Time/Temperature for Safety Food (TCS) Menu	Not TCS Food Menu
Areas/Chapter	Food Preparation	Prepackaged	Food Preparation
Personnel	Applicable Sections of Parts 2-2 - 2-4	Applicable Sections of Parts 2-2 - 2-4	Applicable Sections of Parts 2-2 - 2-4
Food	3-101.11 3-201.11-.16 3-202.16; Applicable Sections of Part 3-3; 3-501.16 3-501.18(A)	3-101.11 3-201.11-.16 3-303.12(A) 3-501.16 3-305.11; 3-305.12 (Applicable to Service Area or Commissary)	3-101.11; 3-201.11 3-202.16; Applicable Sections of Part 3-3
Temperature Requirements	3-202.11; Applicable Sections of Parts 3-4 & 3-5	3-202.11 3-501.16	NONE
Equipment Requirements	Applicable Sections of Parts 4-1 - 4-9 and 5-5	Applicable Sections of Parts 4-1 - 4-2; 4-6 and 5-5	Applicable Sections of Parts 4-1 - 4-2; 4-5 - 4-6 and 5-5
Water & Sewage	5-104.12 5-203.11(A) Part 5-3; 5-401.11 5-402.13-.15	5-104.12 5-203.11(A) Part 5-3; 5-401.11 5-402.13 -.15	5-104.12 5-203.11(A) Part 5-3; 5-401.11 5-402.13-.15
Physical Facility	6-101.11; 6-201.11 6-102.11(A) & (B) 6-202.15; 6-501.11 6-501.12; 6-501.111	6-101.11 6-102.11(A) & (B) 6-202.15 6-501.111	6-101.11; 6-201.11 6-102.11(A) & (B) 6-202.15; 6-501.11 6-501.12; 6-501.111
Toxic Materials	Applicable Sections of Chapter 7	Applicable Sections of Chapter 7	Applicable Sections of Chapter 7
Servicing	6-202.18 / As necessary to comply with the Food Code	6-202.18 / As necessary to comply with the Food Code	6-202.18 / As necessary to comply with the Food Code
Compliance and Enforcement	Applicable Sections of Chapter 8 and Annex 1	Applicable Sections of Chapter 8 and Annex 1	Applicable Sections of Chapter 8 and Annex 1

Reference: 2022 FDA Food Code, Annex 7

## APPENDIX II POWER SUPPLY

### Mobile and Temporary Food Establishments



This Photo by Unknown Author is licensed

If electrical equipment is used on Mobile or Temporary Food Establishments (MFE/ TFE) a source of power will be necessary. Choosing the right generator, you need to not only consider your power needs, but additionally fuel efficiency, eco-friendly, and fits into your budget.

Depending on the location, in most cases this will be a gas generator. While it is possible to use the vehicle engine and/or battery for power, this is less common due to the drain on the power. Another

option would be to run an extension cord for an electrical generator, but this would only be possible if a fixed source is available.

A generator can only produce a certain amount of electricity so an operator will need a model that will be able to cover the establishments power requirements for all the equipment used.

To know how much power a generator should have, you can calculate the power requirements of all the appliances that will be used at the same time. Power required by an appliance can be found on the equipment specification sheets that should be submitted with the plan review application.

Power requirements of appliances are usually listed in amps while most generators list power outputs in watts so a bit of conversion might be required.

Conversions:

Watts = Volts x Amps

Amps = Watts / Volts

Generators are advertised with "maximum power" and "rated power."

**Maximum power** is the highest wattage a generator can produce and usually available for up to 30 minutes.

**Rated power** is the power a generator can produce for extended periods of time, which is typically 90% of maximum power.

Use rated power in determining whether a generator will be able to provide establishment with enough power.

Generators use fossil fuel (usually gas, diesel, or propane) to produce electricity. There are two standard types: Conventional and Inverter.

**Conventional Generator:**

- Uses a motor attached to an alternator producing AC power
- Requires a constant speed (usually 3600 rpm); fluctuation in engine speed affects energy flow
- Greater power output and extended run time
- Cannot be used in parallel operation
- Larger and heavier than inverter generators
- Less expensive than inverter generators

**Inverter Generators**

- Uses advance circuitry to convert multi-phase AC power to DC power then inverts to "cleaner" AC power
- Can adjust engine speed depending on load requirement
- Fuel efficient
- Adequate run time despite compact size
- Portable and lightweight; produces less noise and vibration
- Capable of parallel operation with multiple units
- More expensive than conventional generators

**To calculate power needs:**

1. Add the power requirements of the appliances you will use at a given time. This will give you the amount of power your generator should at least have.
2. If the load is reactive, calculate using starting wattage, which is typically 3 times the running wattage.
3. If the load is resistive, calculate using the running wattage.

**Reactive loads** - require additional power to start but consume less once it is running. These are appliances that contain an electric motor like refrigerators, bean grinders, blenders, and air conditioners.

	Resistive Load	Reactive Load
Equipment	Running Wattage	Starting Wattage*
Coffee Maker	600	600
Refrigerator	192	1200
Overheat lights	300	300
Blender	400	850
<b>TOTAL:</b>	<b>1492</b>	<b>2950</b>

*\*Starting wattage = 3 x Running Wattage if not provided on equipment*

**Resistive loads** - require the same amount of power to start up and run. These appliances are usually involved in heating or producing heat like light bulbs, coffee makers, toasters, and microwave ovens.

## Challenges

### Generator Overloading

Generator overloading occurs when the demand on the generator exceeds its capacity, which is common in food trucks because of fluctuating energy needs. Overloading can cause the generator to shut down unexpectedly, leading to service interruptions and potential loss of business. This issue is particularly critical during peak business hours when using multiple appliances simultaneously is necessary. Overloading can also lead to longer-term damage to the generator, requiring costly repairs or replacement.



### Tripping Breakers

Tripping breakers is another frequent issue with traditional generators. It typically happens when the electrical load is too high, disrupting power flow and cutting off electricity. This not only stops operations but also poses safety risks, such as the risk of fire or electrical shocks.

Additionally, constant tripping may require frequent resets throughout the day, which disrupts the flow of service and can frustrate both staff and customers.

### Frequent Breakdowns

Traditional generators, especially those that are not well-maintained, are prone to frequent breakdowns. These mechanical failures can lead to significant downtime, directly impacting a food truck's ability to operate and generate revenue. The unpredictable nature of these breakdowns undermines a food truck's reputation for reliability and service, potentially turning away repeat customers.

### Excessive Noise

The noise produced by traditional generators is not just a nuisance; it can also be a barrier to operating in certain areas where noise levels are restricted. High noise levels can affect the working environment for staff and the dining experience for customers, making it difficult to maintain a pleasant atmosphere. Additionally, excessive noise can limit the locations where a food truck can operate, as some areas have strict noise ordinances prohibiting loud generators during certain hours.

## Tips for Choosing the Right Generator for Food Truck

When looking for a generator to power your food truck, make sure to consider the following:

- **Size:** Base the size of the food truck generator on the truck's total power requirements. Consider how many appliances you need to run and how much power each consumes.
- **Noise Output:** Generators with unnoticeable noise output levels are the best, especially if you plan to operate your food truck in residential areas.
- **Power Output:** the generator should generate enough power to run all your food truck's equipment and appliances.
- **Fuel Efficiency:** Look for a fuel-efficient generator that can run for extended periods on less fuel.
- **Cost:** Consider the generator's cost and ensure it fits your budget.

## Food Truck Generator FAQs

### How many amps does a food truck need?

The amps of a food truck should be at least 50 amps. For basic equipment, like small operating equipment such as fridges or blenders, you'll need a generator with a minimum of 25 amps.

### What generator is used for a food truck?

Food trucks generally require 1,000 - 10,000 watts of power to operate their appliances. Small food trucks typically need around 1,000 – 4,000 watts of power, whereas large trucks need 5,000 - 10,000 watts of generator to charge most large appliances.

### How to power a food truck without a generator?

Aside from the built-in generator, there are many ways to power a food truck, such as portable generators and Liquefied Petroleum Gas cylinders (LPG).

### How do food trucks get power?

Food trucks with inside cooking appliances and exhaust fans need consistent power supply so they can either be plugged into an outlet or run using a portable generator. Reliable solar-powered solutions that can charge most food truck appliances, such as electric grills, mini fridges, ice makers, etc. are an option.