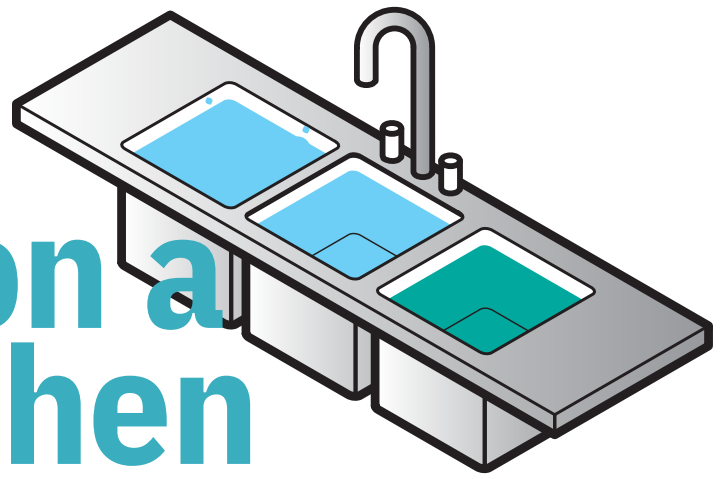


Safe Food Depends on a Clean Kitchen



Control bacteria and viruses in the **SINK BAY**. Sanitize in a simple chlorine bleach solution:

1
TABLESPOON BLEACH
IF USING CONCENTRATED BLEACH, DECREASE THE AMOUNT OF BLEACH TO 2 TEASPOONS.



+

1
GALLO N WATER



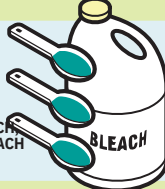
- 1 First Bay: **Wash** pots, pans, glasses, dishes and utensils with hot, soapy water to clean.
 - Second Bay: Thoroughly **Rinse** off soap.
 - 2 Third Bay: **Sanitize** pots, pans, glasses, dishes and utensils in a chlorine bleach solution (50-100 ppm).
- Always **Air Dry**.



To sanitize kitchen cloths at the end of shift...


1. **Soak** kitchen cloths in a chlorine bleach solution for two minutes.
2. **Rinse** in clear water.
3. **Air Dry**.

3
TABLESPOONS BLEACH
IF USING CONCENTRATED BLEACH, DECREASE THE AMOUNT OF BLEACH TO 2 TABLESPOONS.



+

1
GALLO N WATER



Bleach solution should be made fresh for each shift because bleach breaks down over time.



www.disinfect-for-health.org