



VIRGINIA

EPIDEMIOLOGY BULLETIN

Randolph L. Gordon, M.D., M.P.H., Commissioner
Grayson B. Miller, Jr., M.D., Epidemiologist

Elizabeth Barrett, D.M.D., M.S.P.H., Editor
Vickie L. O'Dell, Layout Editor

February 1997

Volume 97, Number 2

Prevention of Hepatitis A Through Active or Passive Immunization: Recommendations of the Advisory Committee on Immunization Practices (ACIP)

The following article includes excerpts from the MMWR article with the above title (1996;45[No. RR-15]:1-30). This report provides recommendations for use of the newly licensed hepatitis A vaccines (HAVRIX,[®] manufactured by SmithKline Beecham Biologicals, and VAQTA,[®] manufactured by Merck & Company, Inc.) in persons ≥ 2 years of age and updates previous recommendations for use of immune globulin (IG) for protection against hepatitis A (superseding MMWR 1990;39[No. RR-2]:1-5). For pre-exposure protection, hepatitis A vaccine can now be used instead of IG in many circumstances; for postexposure prophylaxis, the recommendations for IG use are unchanged.

If you would like to receive a copy of the entire MMWR article, you may call the Office of Epidemiology at 804/786-6261 or visit the Centers for Disease Control and Prevention web site at <http://www.cdc.gov>.

Rationale for Prevention of Hepatitis A Through Active Immunization

In the United States during the past several decades, a decline in the overall incidence of hepatitis A has occurred primarily as a result of better hygienic and sanitary conditions (e.g., improved water supplies, sewage disposal, and food sanitation and less crowded

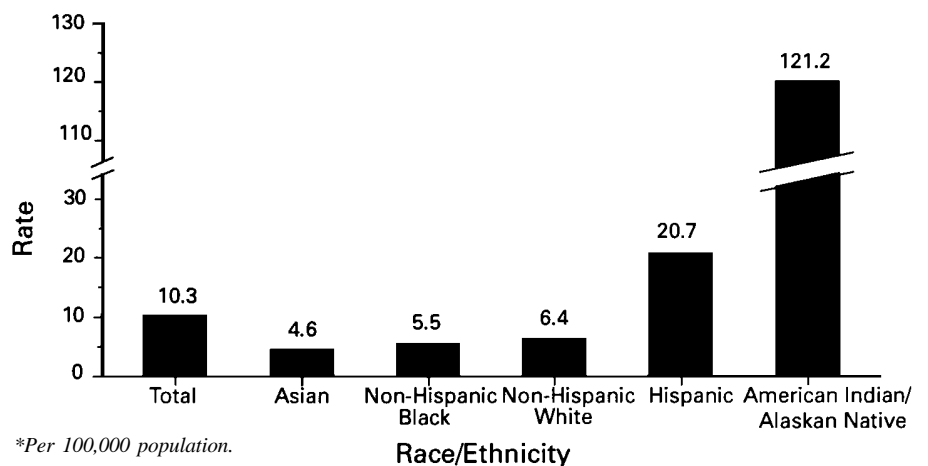
living conditions). Although passive immunization with immune globulin (IG) has been available for several decades, its effect on lowering the incidence of hepatitis A has been limited. High rates of disease among many segments of the U.S. population and the continued occurrence of extensive community-wide outbreaks indicate that hepatitis A remains a major public health problem (Figure 1).

The availability of hepatitis A vaccine provides an opportunity to substantially lower disease incidence and eventually eradicate infection. This reduction in disease incidence will be achieved by producing high levels of immunity in persons in age groups that have the highest rates of hepatitis A virus (HAV) infection and that serve as a reservoir of infection. Producing a highly immune population decreases the incidence of hepatitis A and presumably decreases virus circulation by pre-

venting fecal shedding of HAV. Populations are highly immune following an epidemic in communities that have high rates of hepatitis A or following vaccination in such communities. Hepatitis A immunization is likely to substantially lower disease incidence because HAV does not produce a chronic infection, and humans are the only natural reservoir of the virus.

Because of their critical role in HAV transmission, children should be a primary focus of immunization strategies to lower disease incidence. Thus, the most effective means of achieving control of HAV infection would be to include routine hepatitis A vaccination in the childhood vaccination schedule. However, the lack of data available for determining the appropriate dose and timing of vaccination in the first or second year of life presents a barrier to the implementation of this strategy. Combination vaccines that include inactivated

Figure 1. Rates* of reported hepatitis A cases, by race/ethnicity, United States, 1994



In This Issue:

Prevention of Hepatitis A	1
Flu Corner	4
Flu Vaccine Recalled	9

HAV would minimize the number of injections administered to children.

Until hepatitis A vaccine is licensed for use among children <2 years of age, the interim strategy to prevent and control hepatitis A should focus on preexposure vaccination of the following persons: a) persons at increased risk for HAV infection or its consequences (e.g., travelers and persons who have chronic liver disease); b) children living in communities that have high rates of hepatitis A to help prevent recurrent epidemics; and, if indicated, c) children and young adults in communities that have intermediate rates of hepatitis A to help control ongoing and prevent future epidemics. In addition, contacts of case-patients should be administered postexposure prophylaxis (i.e., IG or, when appropriate, IG and hepatitis A vaccine).

Vaccination of persons in groups at increased risk for HAV infection (e.g., travelers) will likely have little effect on national

Table 1. Recommended doses of immune globulin (IG) for hepatitis A preexposure and postexposure prophylaxis

Setting	Duration of Coverage	IG Dose*
Preexposure	Short-term (1-2 mos)	0.02 mL/kg
	Long-term (3-5 mos)	0.06 mL/kg†
Postexposure	---	0.02 mL/kg

*IG should be administered by intramuscular injection into either the deltoid or gluteal muscle. For children <24 months of age, IG can be administered into the anterolateral thigh muscle.
†Repeat every 5 months if continued exposure to HAV occurs.

disease rates because most cases do not occur among persons in these groups. Vaccination of persons in communities with high and intermediate rates of disease might have an impact on national disease incidence. However, a substantial reduction in the incidence of the disease cannot be expected until hepatitis A

vaccine is included in the routine childhood immunization schedule and successive cohorts of children are vaccinated.

Prophylaxis Against Hepatitis A Virus Infection

Immune Globulin

IG is a sterile preparation of concentrated antibodies (immunoglobulins) made from pooled human plasma processed by cold ethanol fractionation. In the United States, only plasma that has tested negative for a) hepatitis B surface antigen (HBsAg), b) antibody to human immunodeficiency virus (HIV), and c) antibody to hepatitis C virus (HCV) is used to manufacture IG. Cold ethanol fractionation can eliminate and inactivate HIV. Furthermore, no transmission of hepatitis B virus, HIV, HCV, or other viruses has been reported from the intramuscular (IM) administration of IG. Hepatitis A virus antibody (anti-HAV) titers differ between IG lots, and slightly lower titers have been observed in recent years, probably because of the decreasing prevalence of HAV infection among plasma donors. However, no clinical or epidemiologic evidence of decreased protection has been observed.

IG provides protection against hepatitis A through passive transfer of antibody. The levels of anti-HAV achieved following IM administration of IG are below the level of detection of most commercially available diagnostic tests. When administered for preexposure prophylaxis, a dose of 0.02 mL/kg IM confers protection for <3 months, and a dose of 0.06 mL/kg IM confers protection for ≤5 months (Table 1). When administered within 2 weeks following an exposure to HAV, IG is >85% effective in preventing hepatitis A. Efficacy is greatest when IG is administered early in the HAV incubation period; when administered later in the incubation period, IG often only attenuates the clinical expression of HAV infection.

Facts about Hepatitis A

- Illness typically has an abrupt onset and may include fever, malaise, anorexia, nausea, abdominal discomfort, dark urine and jaundice.
- The average incubation period is 28 days (range: 15-50 days).
- Seventy percent of infections in children <6 years of age are asymptomatic. Jaundice does not usually occur in this age group.
- Infections in older children and adults are usually symptomatic with jaundice occurring in >70% of those infected.
- Signs and symptoms usually last <2 months but 10%-15% of patients have prolonged or relapsing disease lasting up to 6 months.
- Transmission is primarily by the fecal-oral route by either person-to-person contact or ingestion of contaminated food or water. Peak infectivity occurs during the 2 weeks before onset of jaundice or elevation of liver enzymes.
- Most cases are noninfectious after the first week of jaundice but children and infants can shed the virus for longer periods than adults, up to several months after the onset of illness.
- The virus can survive in the environment for months, depending on conditions. Heating foods at temperatures >185°F (85°C) for 1 minute or disinfecting surfaces with a 1:100 dilution of sodium hypochlorite in tap water will inactivate the virus.
- Clinically, hepatitis A cannot be differentiated from other types of viral hepatitis. Serologic testing to detect IgM antibody to the capsid proteins of hepatitis A virus (IgM anti-HAV) is required to confirm the diagnosis. IgM anti-HAV becomes detectable 5-10 days after exposure and can persist for up to 6 months after infection. IgG anti-HAV appears early in the course of infection, remains detectable for the person's lifetime, and confers lifelong immunity.
- There is no specific treatment for hepatitis A.
- In the U.S., 33% of the population has serologic evidence of prior HAV infection.
- Hepatitis A results in substantial morbidity with associated costs caused by medical care and work loss. A significant percentage of persons with HAV infection are hospitalized (11%-22%). Adults who become ill lose an average of 27 days of work per illness. Average costs (direct and indirect) per adult case range from \$1,817 to \$2,459.
- An estimated 100 deaths occur per year as a result of fulminant hepatitis A in the U.S. The risk of death increases with age.

For administration of IG, an appropriate muscle mass (i.e., the deltoid or gluteal muscle) should be chosen into which a large volume of IG can be injected by using a needle length appropriate for the person's age and size. If a gluteal muscle is used, the central region of the buttock should be avoided; only the upper outer quadrant should be used, and the needle should be directed anteriorly to minimize the possibility of injury to the sciatic nerve.

Serious adverse events from IG are rare. Anaphylaxis has been reported after repeated administration to persons who have known IgA deficiency; thus, IG should not be administered to these persons. Pregnancy or lactation is not a contraindication to IG administration.

IG does not interfere with the immune response to oral poliovirus vaccine or yellow fever vaccine, or, in general, to inactivated vaccines. However, IG can interfere with the response to live, attenuated vaccines (e.g., measles, mumps, rubella, and varicella) when vaccines are administered either individually or as combination vaccines. Administration of these vaccines should be delayed for at least 5 months after administration of IG for hepatitis A prophylaxis. IG should not be administered within 2 weeks after the administration of live, attenuated vaccines (or within 3 weeks after varicella vaccine) unless the benefits of IG administration exceed the benefits of vaccination. If IG is administered within 2 weeks after administration of these vaccines (or within 3 weeks after administration of varicella vaccine), the person should be re-vaccinated, but not sooner than 5 months after the administration of IG.

Hepatitis A Vaccine

Several inactivated and attenuated hepatitis A vaccines have been developed and evaluated in human clinical trials and in primate models of HAV infection; however, only inactivated vaccines have been evaluated for efficacy in controlled clinical trials. The vaccines currently licensed in the United States are HAVRIX[®] (manufactured by SmithKline Beecham Biologicals) and VAQTA[®] (manufactured by Merck & Company, Inc). Both are inactivated vaccines.

Preparation

Inactivated hepatitis A vaccine is prepared by methods similar to those used for inactivated poliovirus vaccine. Cell-culture-adapted virus is propagated in human fibroblasts, purified from cell lysates by ultrafiltration and exclusion gel chromatography or other methods, formalin inactivated, adsorbed to an aluminum hydroxide adjuvant, and prepared with 2-phenoxyethanol (for HAVRIX[®]) as a pre-

servative; VAQTA[®] is formulated without a preservative. For HAVRIX[®], the antigen content of the final aqueous preparation is determined by reactivity in a quantitative immunoassay for HAV antigen, and final vaccine potency (per dose) is expressed as enzyme-linked immunosorbent assay (ELISA) units (EL.U.). For VAQTA[®], the antigen content is expressed as units (U) of hepatitis A antigen.

Vaccine Storage and Shipment

Hepatitis A vaccine should be stored and shipped at temperatures ranging from 35.6° F (2° C) to 46.4° F (8° C) and should not be frozen. However, the reactogenicity and immunogenicity of HAVRIX[®] and VAQTA[®] after storage at 98.6° F (37° C) for 1 week do not differ from those of vaccines stored at the recommended temperature (Merck & Company, Inc., unpublished data).

Route of Administration, Vaccination Schedule, and Dosage

The vaccine should be administered intramuscularly into the deltoid muscle. A needle length appropriate for the vaccinee's age and size should be used.

HAVRIX[®] is currently licensed in three formulations, and the formulation and number of doses differ according to the vaccinee's age: for persons 2-18 years of age, 360 EL.U. per dose in a three-dose schedule and 720 EL.U. per dose in a two-dose schedule; for persons >18 years of age, 1,440 EL.U. per dose in a two-dose schedule (Table 2). VAQTA[®] is licensed in two formulations, and the formulation and number of doses differ according to the person's age: for persons 2-17 years of age, 25 U in a two-dose schedule; for persons >17 years of age, 50 U per dose in a two-dose schedule (Table 3).

Vaccine Performance

Detection of anti-HAV after vaccination.

Concentrations of antibody achieved after passive transfer by IG or active induction by vaccination are 10-100-fold lower than those produced after natural infection and are often below the detection level of standard, commercially available assays. To measure lower levels of antibody, more sensitive immunoassays have been developed that correlate more closely with neutralizing antibody assays. The anti-HAV immunoassays commercially avail-

Table 2. Recommended dosages of HAVRIX[®]*

Vaccinee's age (yrs)	Dose (EL.U.) [†]	Volume (mL)	No. Doses	Schedule (mos) [§]
2 - 18	360	0.5	3	0, 1, 6-12
2 - 18	720	0.5	2	0, 6-12
>18	1,440	1.0	2	0, 6-12

*Hepatitis A vaccine, inactivated, SmithKline Beecham Biologicals.

[†]ELISA units.

[§]0 months represents timing of the initial dose; subsequent numbers represent months after the initial dose.

Table 3. Recommended dosages of VAQTA[®]*

Vaccinee's age (yrs)	Dose (U) [†]	Volume (mL)	No. Doses	Schedule (mos) [§]
2 - 17	25	0.5	2	0, 6-18
>17	50	1.0	2	0, 6

*Hepatitis A vaccine, inactivated, Merck & Company, Inc.

[†]Units.

[§]0 months represents timing of the initial dose; subsequent numbers represent months after the initial dose.

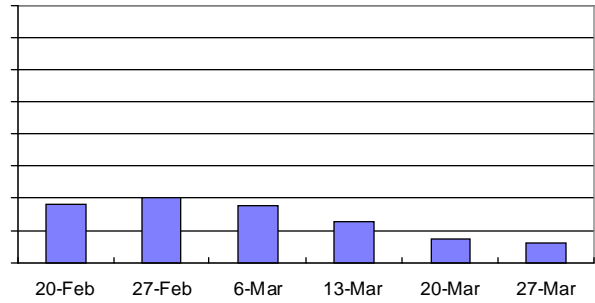
able in the United States can be modified to detect lower concentrations of antibody; however, the modified assays have not been reviewed by the U.S. Food and Drug Administration and are not approved for any clinical indication. Anti-HAV concentrations are measured in comparison with a World Health Organization reference immunoglobulin reagent and are expressed as milli-International Units per milliliter (mIU/mL). The lower limits of detection are approximately 100 mIU/mL by unmodified, commercially available assays and 10-12 mIU/mL by modified assays. Thus, a positive anti-HAV result by a standard assay indicates protection. However, after vaccination, persons who are anti-HAV negative by standard assays might still have protective levels of antibody.

The absolute lower limit of antibody required to prevent HAV infection has not been defined. In vitro studies using cell-culture-derived virus indicate that low levels of antibody (e.g., <20 mIU/mL) can be neutralizing. Clinical studies have yielded few data from which a minimum protective antibody level can be derived. Experimental studies in chimpanzees indicate that low levels of passively transferred antibody (<10 mIU/mL) obtained from immunized subjects protect against infection but do not elicit a protective antibody response. Clinical studies conducted with HAVRIX® have been based on levels >20 mIU/mL as measured with a modified enzyme immunoassay, and studies with VAQTA® have been based on levels >20 mIU/mL as measured with immunoassay.

Immunogenicity in adults. HAVRIX® is highly immunogenic in people 18 years of age if two doses of 1,440 EL.U. are administered on a 0- and 6-to-12-month schedule. Anti-HAV levels >20 mIU/mL were detected in 88% (range: 80%-98%) of persons after the first dose and in 95% of persons after the second dose at 1 month. Among a series of 100 persons, 54%-62% of persons were positive for neutralizing antibody 14 days after the first dose, and 94%-100% of persons were positive at 1 month (SmithKline Beecham Biologicals, unpublished data). After the second dose, all persons had protective levels of antibody (>20 mIU/mL) with a high geometric mean titer (GMT), and all were positive for neutralizing antibody (SmithKline Beecham Biologicals, unpublished data).

VAQTA® provides similar immunogenicity when administered to adults ≥18 years of age. Among vaccinated persons who received 50 U at 0 and 6 months, 95% had protective anti-HAV levels at 1 month, and 100% had

FLU CORNER



Regional activity continues to be reported in Virginia based on reporting by the 1996-97 physician-based sentinel surveillance program. The health planning regions reporting the most activity are the Northwest and Eastern regions. To date, 97% of laboratory-confirmed isolates in Virginia have been influenza type A.

Nationwide, overall influenza activity continues to decline. The Centers for Disease Control and Prevention reports that although influenza type A viruses have predominated throughout the season, the percentage of type B has increased between January and mid-February.

protective levels at 7 months. The GMT, measured by using a modified hepatitis A antibody assay, was 37 mIU/mL at 1 month and 5,059 mIU/mL at 7 months.

Immunogenicity in children and adolescents. Of persons 1-17 years of age who were administered three doses of 360 EL.U. of HAVRIX® on a 0-, 1-, and 6-month sched-

and 100% had protective levels 1 month after administration of a second dose at 6, 12, or 18 months, with substantial increases in GMT after administration of the second dose.

Immunogenicity in infants. Few data are available regarding the use of hepatitis A vaccine in children <2 years of age. Results from one study indicated that among infants with passively acquired maternal anti-HAV had been administered hepatitis A vaccine (360 EL.U. per dose) at 2, 4, and 6 months of age, 100% of the infants had protective antibody levels with a GMT of 794 mIU/mL 1 month following the third dose. Infants with passively transferred maternal anti-HAV had lower anti-HAV GMT after vaccination (factors associated with Reduced Immunogenicity).

Maternal anti-HAV after vaccination. Hepatitis A vaccination rarely induces IgM anti-HAV that is detectable by standard assays. In a study, three of approximately 311 adult vaccine recipients transiently developed IgM anti-HAV 1 month after completing vaccination with 720 EL.U. of HAVRIX® on a 0-, 1-, and 6-month schedule. In another study, none of 158 children studied had detectable IgM anti-HAV 1 month after receiving two doses of HAVRIX® (360 EL.U. per dose) (SmithKline Beecham Biologicals, unpublished data). IgM anti-HAV was detected in three of 15 persons at 2-3 weeks after having been administered VAQTA®.

Efficacy. The efficacy of HAVRIX® was evaluated in a double-blind, placebo-controlled, randomized clinical trial conducted in Thailand among approximately 40,000 children 1-16 years of age living in villages that had high rates of hepatitis A. After two doses of vaccine (360 EL.U. per dose) administered 1 month apart, the efficacy of vaccine in protecting against clinical hepatitis A was 94%



FIGURE 1. HAVRIX® VIAL AND SYRINGE.

Among children and adolescents 2-18 years of age who were administered two doses of HAVRIX® (720 EL.U. per dose at 0- and 6-month intervals), 99% had protective levels of antibody 1 month after receiving the first dose. Similar 1-month results were obtained for adolescents who had been administered two doses of HAVRIX® (1,440 EL.U. per dose).

When administered to persons 2-17 years of age in a variety of two-dose schedules (25 U per dose), VAQTA® was highly immunogenic. From 97% to 100% of children had protective levels 1 month after the first dose,

(95% confidence interval=79%-99%). A double-blind, placebo-controlled, randomized clinical trial using VAQTA[®] was conducted among approximately 1,000 children 2-16 years of age living in a New York community that had a high rate of hepatitis A. The protective efficacy against clinical hepatitis A was 100% after administration of one dose (25 U) of vaccine.

Studies of chimpanzees indicate that hepatitis A vaccine can prevent HAV infection if administered shortly after exposure. Because the incubation period of hepatitis A can be ≤ 50 days, the fact that no cases of hepatitis A occurred in vaccine recipients beginning 19 days after vaccination indicates a possible postexposure effect. A study comparing the postexposure efficacy of hepatitis A vaccine versus IG has not been done.

Effectiveness in outbreak settings. Several studies have examined the effectiveness of hepatitis A vaccine in controlling outbreaks in communities that have high rates of hepatitis A. Specifically, vaccination using VAQTA[®] of children 2-16 years of age during the clinical trial evaluating vaccine efficacy resulted in a substantial decrease in community hepatitis A rates. In addition, in several Alaskan villages in which hepatitis A outbreaks were occurring, vaccination of susceptible persons <30 years of age with one dose of HAVRIX[®] (720 EL.U.) resulted in a rapid decrease in the number of cases. Both studies were carried out in small, well-defined communities in which an estimated 70% or more of the susceptible persons were vaccinated. Cost analyses have indicated that vaccination in communities that have high rates of hepatitis A can be cost-saving. Hepatitis A vaccine has also been used in several communities that had intermediate rates of hepatitis A and were experiencing outbreaks. In Butte County, California, hepatitis A cases decreased concurrently with the implementation of a program in which approximately 37% of children 2-12 years of age were administered one dose of VAQTA[®]. In Memphis, Tennessee, following a targeted vaccination program in which one dose of HAVRIX[®] (360 EL.U.) was administered to 52% of eligible children 2-9 years of age, hepatitis A rates decreased in this target population. In two villages in Slovakia, a communitywide outbreak ended 2 months after approximately two thirds of school-age children were vaccinated with two doses of HAVRIX[®]. Further study is needed to determine the effectiveness of this strategy, the feasibility of implementation, and level of vaccination coverage required to interrupt disease transmission.

Long-term protection. Data concerning the long-term persistence of antibody and of immune memory are limited because the cur-

rently available vaccines have been under evaluation for only 4-5 years. Among adults who received three doses of HAVRIX[®] (720 EL.U. per dose at 0-, 1-, and 6-month intervals), 100% of those persons had anti-HAV levels 20 mIU/mL 48 months after the initial dose, although antibody concentrations had decreased by approximately 50% (P Van Damme, University of Antwerp [Belgium], unpublished data). Data regarding persons who were administered VAQTA[®] and who were monitored for 36 months also demonstrated a decrease in titer; however, protective levels of anti-HAV were still observed in

100% of these persons. Estimates of antibody persistence derived from kinetic models of antibody decline indicate that protective levels of anti-HAV could be present for ≥ 20 years. Whether other mechanisms (e.g., cellular memory) also contribute to long-term protection is unknown. The long-term protective efficacy of hepatitis A vaccine needs to be determined in ongoing studies to detect clinical illness among vaccinees and in future postmarketing surveillance studies before recommendations can be made concerning the possible need for booster doses.

Factors associated with reduced immunogenicity. In one study, the percentage of adults who were administered IG concurrently with the first dose of hepatitis A vaccine and who had protective levels of antibody was similar to the percentage of adults who had protective levels and who had been administered hepatitis A vaccine alone; however, their GMTs were substantially lower 1 month after being administered three doses of HAVRIX[®] (720 EL.U. per dose) than GMTs of adults who had been administered hepatitis A vaccine alone (GMT 2,488 mIU/mL versus 3,614 mIU/mL, respectively). In both groups, the antibody levels were at least 100-fold higher than levels considered to be protective. A similar effect occurred with concurrent administration of IG and VAQTA[®] (Merck & Company, Inc., unpublished data). Therefore, the reduced immunogenicity of hepatitis A vaccine that occurs with concurrent administration of IG is not expected to be clinically significant.

Reduced immunogenicity also was observed in infants who had passively acquired antibody because of prior maternal HAV infection. Infants who were administered HAVRIX[®] (360 EL.U. per dose) at 2, 4, and 6 months of age and whose mothers were anti-HAV positive had antibody levels at 15 months of age that were one third the levels in infants who had been administered HAVRIX[®] on the same schedule but whose mothers were anti-HAV negative (GMT 84 mIU/mL versus 231 mIU/mL, respectively). However, 93% and 100% of infants in each group, respectively, had anti-HAV levels >20 mIU/mL.

In one study, the proportion of persons >40 years of age who had protective antibody levels after three doses of HAVRIX[®] (720 EL.U. per dose) was similar to that of persons ≤ 40 years of age, although the final GMTs were approximately 50% lower (SmithKline Beecham Biologicals, unpublished data). Data from one study of HIV-infected persons vaccinated with three doses of 720 EL.U. of HAVRIX[®] indicate that both the proportion of those who developed protective antibody levels and their GMTs were lower than those

Surveillance for Hepatitis A

Hepatitis A is a reportable disease in all states. The goals of hepatitis A surveillance at the national, state, and local levels include

a) monitoring disease incidence by identifying acute, symptomatic infections in all age groups; b) determining the epidemiologic characteristics of infected persons, including the source of infection; c) identifying contacts of case-patients who might require postexposure prophylaxis; d) detecting outbreaks; e) determining the effectiveness of hepatitis A vaccination; and f) determining missed opportunities for vaccination.

In Virginia, cases of hepatitis A should be reported to local health departments by the most rapid means available (i.e., by telephone within 24 hours) so that appropriate control measures can be implemented, if indicated. Cases meeting specified criteria (e.g., IgM anti-HAV positive) are reported by the Office of Epidemiology to the Centers for Disease Control and Prevention. Hepatitis A surveillance must be maintained at the local level so that the various immunization strategies recommended in this report can be implemented and their outcome at the local, state, and national levels can be assessed.

in anti-HIV negative persons (77% versus 100%; 636 mIU/mL versus 1,687 mIU/mL, respectively).

Other factors associated with decreased immunogenicity to other vaccines (e.g., smoking) have not been evaluated for hepatitis A vaccine. No data are available pertaining to response rates to revaccination among persons who do not respond to the primary vaccination series.

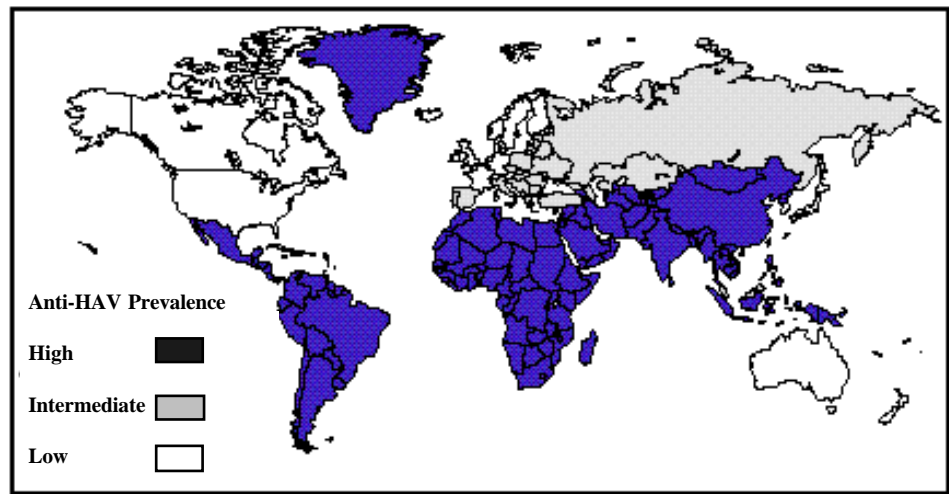
Simultaneous administration with other vaccines. Limited data from studies conducted among adults indicate that simultaneous administration of hepatitis A vaccine with diphtheria, poliovirus (oral and inactivated), tetanus, oral typhoid, cholera, Japanese encephalitis, rabies, or yellow fever vaccine does not decrease the immune response to either vaccine or increase the frequency of reported adverse events (SmithKline Beecham Biologicals, unpublished data). Studies indicate that hepatitis B vaccine can be administered simultaneously with either HAVRIX® or VAQTA® without either affecting immunogenicity or increasing the frequency of adverse events. Several studies are being conducted among infants to evaluate the effect of simultaneous administration of hepatitis A, diphtheria-tetanus-pertussis (DTP), and oral poliovirus vaccines on the immunogenicity and reactogenicity of these vaccines.

Side Effects and Adverse Events

Data concerning adverse events are derived from prelicensure clinical studies worldwide and from reports following vaccine licensure of HAVRIX® in Europe and Asia. Approximately 50,000 persons have been administered HAVRIX® in clinical studies. No serious adverse events have been attributed definitively to hepatitis A vaccine. Among adults, the most frequently reported side effects occurring within 3 days after the 1,440 EL.U. dose were soreness at the injection site (56%), headache (14%), and malaise (7%); the incidence of side effects generally has been similar to that of hepatitis B vaccine. In clinical studies among children, the most frequently reported side effects were soreness at the injection site (15%), feeding problems (8%), headache (4%), and injection-site induration (4%). No serious adverse events were reported for approximately 40,000 children who were administered the 360 EL.U. dose of hepatitis A vaccine in the protective efficacy study.

Approximately 9,200 persons have been administered VAQTA® in clinical studies. No serious adverse events were reported among participants in the clinical studies. Among adults, the most frequent side effects that occurred within 5 days following vaccination include tenderness (53%), pain (51%), and

Figure 2. Endemicity patterns of hepatitis A virus infection worldwide



warmth (17.3%) at the injection site and headache (16.1%). Among children, the most common side effects reported were pain (19%), tenderness (17%), and warmth (9%) at the injection site.

An estimated 1.3 million persons have been vaccinated with HAVRIX® since it was licensed in Europe and Asia. Postlicensure reports of serious adverse events, without regard to causality, received by the vaccine manufacturer have included anaphylaxis, Guillain-Barre syndrome, brachial plexus neuropathy, transverse myelitis, multiple sclerosis, encephalopathy, and erythema multiforme (SmithKline Beecham Biologicals, unpublished data). Most of these events have occurred among adults, and approximately one third have occurred among persons receiving other vaccines concurrently. For serious adverse events for which background incidence data are known (e.g., Guillain-Barre syndrome and brachial plexus neuropathy), the rates for vaccine recipients are not higher than would be expected for an unvaccinated population (CDC, unpublished data). In Europe, the ratio of reported adverse events to the number of doses distributed is similar for the manufacturer's hepatitis A and hepatitis B vaccines (SmithKline Beecham Biologicals, unpublished data).

Because VAQTA® was recently licensed, postmarketing data are limited. An estimated 20,000 persons have been administered VAQTA® since it was licensed in the United States and Germany, and no serious adverse events have been reported (Merck & Company, Inc., unpublished data).

Any adverse event suspected to be associated with hepatitis A vaccination should be reported to the Vaccine Adverse Events Reporting System (VAERS). VAERS forms can be obtained by calling 1-800-822-7967.

Contraindications and Precautions

Hepatitis A vaccine should not be administered to persons with a history of hypersensitivity reactions to alum or, in the case of HAVRIX® to the preservative 2-phenoxyethanol.

The safety of hepatitis A vaccination during pregnancy has not been determined; however, because hepatitis A vaccine is produced from inactivated HAV, the theoretical risk to the developing fetus is expected to be low. The risk associated with vaccination should be weighed against the risk for hepatitis A in women who may be at high risk for exposure to HAV. Because hepatitis A vaccine is inactivated, no special precautions need to be taken when vaccinating immunocompromised persons.

Prevaccination Serologic Testing for Susceptibility

HAV infection produces lifelong immunity to hepatitis A and, presumably, to HAV infection. Vaccination of a person who is immune because of prior infection does not increase the risk for adverse events. In populations that have expected high rates of prior HAV infection, prevaccination testing may be considered to reduce costs by not vaccinating persons who have prior immunity. Testing of children is not indicated because of their expected low prevalence of infection. For adults, the decision to test should be based on a) the expected prevalence of immunity; b) the cost of vaccination compared with the cost of serologic testing (including the cost of an additional visit); and c) the likelihood that testing will not interfere with initiating vaccination. For example, if the cost of screening (including laboratory and office visits) is one third the cost of the vaccine series, then screening potential recipients in populations where the

prevalence of infection is likely to be 33% should be cost effective.

Persons for whom prevaccination testing will likely be most cost effective include adults who were either born in or lived for extensive periods in geographic areas that have a high endemicity of HAV infection (Figure 2); older adolescents and adults in certain population groups (i.e., American Indians, Alaskan Natives, and Hispanics); and adults in certain groups that have a high prevalence of infection (e.g., men who have sex with men). In addition, among older adults, the prevalence may be high enough to warrant prevaccination testing. For example, the anti-HAV prevalence among persons >40 years of age, determined by NHANES-III testing, is generally >33% (regardless of race/ethnicity or income level). Thus, if the cost of screening is one third the cost of the vaccination series, prevaccination testing of any person >40 years of age would likely be cost effective. Commercially available tests for total anti-HAV should be used for prevaccination testing.

Postvaccination Testing for Serologic Response

Postvaccination testing is not indicated because of the high rate of vaccine response among adults and children. Testing methods that have the sensitivity to detect low anti-HAV concentrations after vaccination are not approved for routine diagnostic use in the United States.

Recommendations for Use of Hepatitis A Vaccine and Immune Globulin

Preexposure Protection Against Hepatitis A Virus Infection

Hepatitis A vaccination provides preexposure protection from HAV infection in children and adults. Hepatitis A vaccination is rec-

ommended for persons who are at increased risk for infection and for any person wishing to obtain immunity.

Populations at Increased Risk for HAV Infection or the Adverse Consequences of Infection

- **Persons traveling to or working in countries that have high or intermediate endemicity of infection.** All susceptible persons traveling to or working in countries that have high or intermediate HAV endemicity (Figure 2) should be vaccinated or receive IG before departure. Hepatitis A vaccination at the age-appropriate dose is preferred for children, adolescents, and adults who plan frequent travel or who reside for long periods in a high-risk area. IG is recommended for travelers <2 years of age because the vaccine is currently not licensed for use in this age group. Prevaccination testing should be considered for older travelers or for younger persons in certain population groups (see Pre-vaccination Serologic Testing for Susceptibility).

Travelers to North America (except Mexico and Central America), western Europe, Japan, Australia, or New Zealand are at no greater risk for infection than in the United States. Data are not available regarding the risk for hepatitis A for persons traveling to developed areas of the Caribbean, although vaccine or IG should be considered if travel to areas that have questionable sanitation is anticipated.

Travelers who are administered vaccine should receive the first vaccine dose at least 4 weeks before travel. Persons can be assumed to be protected by 4 weeks after receiving the first vaccine dose, although a second dose 6-12 months later is necessary for long-term protection. Because protection may not be complete until 4 weeks after vaccination, persons traveling to a high-risk area <4 weeks after the initial dose also should be administered IG (0.02 mL/kg), but at a different anatomic injection site.

Travelers who are allergic to a vaccine component or who elect not to receive vaccine should receive a single dose of IG (0.02 mL/kg), which provides effective protection against hepatitis A for up to 3 months. Travelers whose travel period exceeds 2 months should be administered IG at 0.06 mL/kg; administration must be repeated if the travel period exceeds 5 months (Table 1).

- **Children in communities that have high rates of hepatitis A and periodic hepatitis A outbreaks.** Children living in communities that have high rates of hepatitis A (Table 4) should be routinely vaccinated beginning at ≥ 2 years of age. In addition, to effectively prevent epidemics of hepatitis A in these communities, vaccination of previously unvaccinated older children is recommended within 5 years of initiation of routine childhood vaccination programs. Although rates differ among areas, available data indicate that a reasonable cutoff age in many areas is 10-15 years of age because older persons often are already immune and vaccination of younger children will indirectly protect older persons who may be susceptible. Vaccination of children before they enter school should receive highest priority, followed by vaccination of older children who have not been vaccinated. Pre-vaccination serologic testing is not indicated for vaccination of previously unvaccinated children in this setting.

- **Men who have sex with men.** Sexually active men who have sex with men (both adolescents and adults) should be vaccinated. Prevaccination testing is not indicated for the vaccination of adolescents in this group, yet may be warranted for adults, especially those >40 years of age.

- **Illegal-drug users.** Vaccination is recommended for injecting and noninjecting illegal-drug users if local epidemiologic and surveillance data indicate current or past outbreaks among persons with such risk behaviors. Prevaccination testing is not indicated for the vaccination of adolescent illegal-drug

Table 4. Features of communities that have high and intermediate rates of hepatitis A

Community	Anti-HAV prevalence	Age of most patients	Reported annual incidence*	Outbreak periodicity	Populations	Examples
High rate	30% - 40% (<5 yrs of age) 70% - 100% (>15 yrs of age)	5 - 14 yrs	700 - 1,000	5 - 10 yrs	Well defined geographically or ethnically	Alaskan Native villages American Indian reservations Selected Hispanic communities Selected religious communities
Intermediate rate	10% - 25% (<5 yrs of age) <50% (>15 yrs of age)	5 - 29 yrs	50 - 200	May be periodic	Less defined than in high-rate communities	Zanesville, OH Oklahoma St. Louis, MO Selected religious communities

*Typical reported overall incidence per 100,000 population per year during epidemics, all ages.

users but may be warranted for adults, especially those >40 years of age, who practice such behaviors.

- **Persons who have occupational risk for infection.** Persons who work with HAV-infected primates or with HAV in a research laboratory setting should be vaccinated. No other groups have been shown to be at increased risk for HAV infection because of occupational exposure.

- **Persons who have chronic liver disease.** Susceptible persons who have chronic liver disease should be vaccinated. Persons who are either awaiting or have received liver transplants also should be vaccinated.

- **Persons who have clotting-factor disorders.** Susceptible persons who are administered clotting-factor concentrates, especially solvent-detergent-treated preparations, should be administered hepatitis A vaccine.


- **Other groups.** Persons who work as food handlers can contract hepatitis A and potentially transmit HAV to others. To decrease the frequency of evaluations of food handlers with hepatitis A and the need for postexposure prophylaxis of patrons, consideration may be given to vaccination of employees who work in areas where state and local health authorities or private employers determine that such vaccination is cost effective.

Hepatitis A Vaccination in Outbreak Settings

- **Outbreaks in communities that have high rates of hepatitis A.** Routine vaccination of children 2 years of age and accelerated vaccination of older children who have not been previously vaccinated should be implemented to control an ongoing outbreak. The upper age for vaccination of older, previously unvaccinated children should be determined by using age-specific rates of hepatitis A (or seroprevalence data, if available). In communities that have begun a vaccination program (i.e., routine vaccination of children 2 years of age and vaccination of older children who have not been previously vaccinated), the vaccination component directed toward older children who have not been previously vaccinated should be accelerated so that at least 70% coverage is achieved as quickly as possible.

- **Outbreaks in communities that have intermediate rates of hepatitis A.** Hepatitis A vaccination of children or adolescents may have the potential to control hepatitis A outbreaks in these communities (Table 4). These communities often are located in large cities or counties; thus, widespread vaccination may not be feasible. Targeting vaccination to subpopulations or groups that have the highest rates of disease may be more feasible; however, the effectiveness of using vaccine in these settings and under these conditions has not been determined.

To determine candidate groups for vaccination, local surveillance and epidemiologic data should be used to define populations (e.g., age groups or risk groups) or areas



within the community (e.g., census tracts) that have the highest rates of disease. Factors to consider in deciding whether to vaccinate persons in a certain group include a) the feasibility of rapidly vaccinating the target populations of children, adolescents, or young adults; b) program cost; and c) the ability to sustain ongoing vaccination of young children to maintain high levels of immunity and prevent future epidemics.

In some communities, day care centers play a role in sustaining communitywide outbreaks. In this situation, consideration should be given to adding hepatitis A vaccine to the immunoprophylaxis regimen for children and staff in the involved center or centers (see Postexposure Prophylaxis with Immune Globulin) and, possibly, vaccinating children in day care centers where cases of hepatitis A have not been detected.

Because experience when using hepatitis A vaccine to control hepatitis A in communities that have intermediate rates of hepatitis A is limited, evaluation of the effectiveness of vaccination should be an essential element of programs in these settings.

- **Outbreaks in other settings.** The frequency of outbreaks in day care centers, hospitals, institutions (e.g., institutions for the developmentally disabled and prisons), and schools is not high enough to warrant routine hepatitis A vaccination of persons in these settings. When outbreaks are recognized in day care centers, aggressive use of IG is effective in limiting transmission to employees and families of attendees (see Postexposure Prophylaxis with Immune Globulin). When outbreaks occur in hospitals, institutions, and schools, use of IG in persons in close contact with infected patients or students who have hepatitis A is recommended (see Postexposure Prophylaxis with Immune Globulin). The role of hepatitis A vaccine in controlling outbreaks in these settings has not been investigated.

Postexposure Prophylaxis with Immune Globulin

Persons who have been recently exposed to HAV and who have not previously been administered hepatitis A vaccine should be administered a single IM dose of IG (0.02 mL/kg) as soon as

possible, but not >2 weeks after exposure. Persons who have been administered one dose of hepatitis A vaccine at least 1 month before exposure to HAV do not need IG.

Because hepatitis A cannot be reliably diagnosed on clinical presentation alone, serologic confirmation of HAV infection in index patients by IgM anti-HAV testing is recommended before postexposure treatment of contacts. Screening of contacts for immunity before giving IG is not recommended because screening is more costly than IG and would delay its administration.

IG should be administered to previously unvaccinated persons in the following situations. If hepatitis A vaccine is recommended for a person being given IG, it may be administered simultaneously with IG at a separate anatomic injection site.

- **Close personal contact.** IG should be administered to all household and sexual contacts of persons who have serologically confirmed hepatitis A.

- **Day care centers.** IG should be administered to all staff and attendees of day care centers or homes if a) one or more cases of hepatitis A are recognized in children or employees or b) cases are recognized in two or

more households of center attendees. In centers that do not provide care to children who wear diapers, IG need be given only to classroom contacts of an index case-patient. When hepatitis cases occur in three or more families, IG also should be considered for members of households that have children (center attendees) in diapers.

• **Common-source exposure.** If a food handler is diagnosed with hepatitis A, IG should be administered to other food handlers at the same location. Administration of hepatitis A vaccine to these other food handlers might also be considered. Because common-source transmission to patrons is unlikely, IG administration to patrons is usually not recommended but may be considered if a) during the time when the food handler was likely to be infectious, the food handler both directly handled uncooked foods or foods after cooking and had diarrhea or poor hygienic practices and b) patrons can be identified and treated within 2 weeks after the exposure. In settings where repeated exposures to HAV may have occurred (e.g. institutional cafeterias), stronger consideration of IG use may be warranted. In the event of a common-source outbreak, IG should not be administered to exposed persons after cases have begun to occur because the 2-week period during which IG is effective will have been exceeded.

• **Schools, hospitals, and work settings.** IG is not routinely indicated when a single case occurs in an elementary or secondary school, an office, or in other work settings, and the source of infection is outside the

school or work setting. Similarly, when a person who has hepatitis A is admitted to a hospital, staff should not routinely be administered IG; instead, careful hygienic practices should be emphasized. IG should be administered to persons who have close contact with index patients if an epidemiologic investigation indicates HAV transmission has occurred among students in a school or among patients or between patients and staff in a hospital.

Future Considerations

Both combination vaccines and new information are needed to achieve the goal of substantially reducing the incidence of hepatitis A through routine vaccination of infants or young children. Issues that should be addressed through clinical trials and other studies include the following:

- Determining vaccine doses or schedules to overcome the reduced immune response observed among

infants who have passively acquired maternal anti-HAV;

- Developing vaccines that combine HAV antigen with other antigens to more readily integrate hepatitis A vaccine into existing childhood vaccination schedules;
- Determining the long-term protection afforded by hepatitis A immunization. This determination will require the development of diagnostic assays that can distinguish between vaccine-induced antibody and antibody caused by natural infection;
- Defining the most effective vaccination strategies for interrupting and preventing community wide outbreaks; and
- Determining whether hepatitis A vaccine will provide an adequate level of postexposure protection from HAV infection.



Flu Vaccine Recalled

On February 12, 1997, the Parke-Davis division of Warner-Lambert Company voluntarily recalled all remaining lots of its influenza vaccine (Fluogen®) because of decreasing potency of the influenza A/Nanchang/933/95 (H3N2) component and the possibility that the potency of this component may not be maintained through the expiration date. The affected lot numbers are: 00296P, 00376P, 00476P, 00596P, 00696P, 01186P, 01286P and 01386P. These lots were of standard potency during their period of distribution by Parke-Davis and are being withdrawn as a precautionary measure.

This recall follows an earlier recall in November 1996 of 11 lots of the same product (00176P, 00276P, 00576P,

00586P, 00676P, 00686P, 00786P, 00886P, 00966P, 00986P and 01066P). At the time of the November recall, the Centers for Disease Control and Prevention (CDC) and the Food and Drug Administration (FDA) did not recommend reimmunization of individuals who had received the recalled lots. However, in December 1996, revaccination was recommended for high-risk individuals, especially those with chronic, debilitating medical conditions, who had been vaccinated with Fluogen® from recalled lots. This decision was based on an assessment of nursing home patients who had been vaccinated with Fluogen® from recalled lots and achieved a significantly lower antibody response than a comparable group of nursing home

residents who had received influenza vaccine produced by another manufacturer. Also, at that time, influenza activity was on the increase in the U.S.

Based on current information, CDC and FDA officials are NOT recommending revaccination of persons who received vaccine from the newly recalled lots of Parke-Davis vaccine. Influenza activity has peaked and has declined substantially in the U.S. since mid-January. People at high risk for medical complications from influenza who have not yet been vaccinated with a 1996-97 influenza vaccine and who live in areas in which influenza activity is ongoing may still be vaccinated.

Cases of Selected Notifiable Diseases Reported in Virginia*

Disease	Total Cases Reported, January 1997						Total Cases Reported Statewide, January		
	State	Regions					This Year	Last Year	5 Yr Avg
		NW	N	SW	C	E			
AIDS	90	2	8	4	40	36	90	52	63
Campylobacteriosis	2	1	1	0	0	0	2	23	22
Giardiasis	2	0	2	0	0	0	2	10	13
Gonorrhea	770	41	65	105	259	300	770	789	1070
Hepatitis A	12	0	2	4	2	4	12	3	8
Hepatitis B	0	0	0	0	0	0	0	4	7
Hepatitis NANB	0	0	0	0	0	0	0	0	1
HIV Infection	54	1	12	4	4	33	54	43	70
Influenza	35	16	0	5	0	14	35	181	229
Legionellosis	0	0	0	0	0	0	0	1	1
Lyme Disease	0	0	0	0	0	0	0	0	1
Measles	0	0	0	0	0	0	0	0	0
Meningitis, Aseptic	8	0	1	1	1	5	8	7	8
Meningitis, Bacterial†	2	0	0	0	0	2	2	3	4
Meningococcal Infections	2	0	0	0	1	1	2	3	3
Mumps	0	0	0	0	0	0	0	0	2
Pertussis	0	0	0	0	0	0	0	0	1
Rabies in Animals	18	6	5	4	1	2	18	24	21
Rocky Mountain Spotted Fever	0	0	0	0	0	0	0	0	0
Rubella	0	0	0	0	0	0	0	0	0
Salmonellosis	12	0	3	4	2	3	12	53	56
Shigellosis	8	1	2	5	0	0	8	18	15
Syphilis, Early‡	58	0	2	1	29	26	58	66	100
Tuberculosis	16	2	3	2	4	5	16	2	6

Localities Reporting Animal Rabies: Albemarle 1 skunk; Alexandria 1 raccoon; Appomattox 1 raccoon, 1 skunk; Augusta 1 skunk; Campbell 1 raccoon; Charlotte 1 raccoon; Fairfax 3 raccoons, 1 skunk; Fauquier 1 cat; Nelson 1 skunk; Patrick 1 raccoon; Rockbridge 1 raccoon; Rockingham 1 cat; Virginia Beach 1 raccoon; Westmoreland 1 raccoon.

Occupational Illnesses: Arsenic exposure 1; Asbestosis 12; Cadmium exposure 3; Carpal Tunnel Syndrome 4; Hearing Loss 2; Lead exposure 2; Mercury exposure 4; Mesothelioma 1; Pneumoconiosis 6.

*Data for 1996 are provisional.

†Other than meningococcal.

‡Includes primary, secondary, and early latent.

Published monthly by the
VIRGINIA DEPARTMENT OF HEALTH
 Office of Epidemiology
 P.O. Box 2448
 Richmond, Virginia 23218

Telephone: (804) 786-6261

Bulk Rate U.S. POSTAGE PAID Richmond, Va. Permit No. 591
--