

HEALTH DISTRICT Piedmont

<http://www.vdh.virginia.gov/piedmont/>

Headquarters Office
111 South St., 1st Floor
Farmville, VA 23901
H. Robert Nash, MD
(434) 392-3984

Population (2018)

102,215

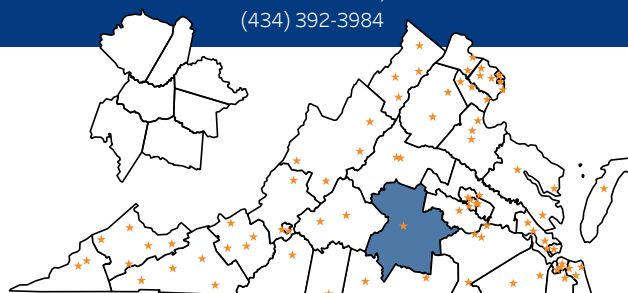
Piedmont

8,517,685

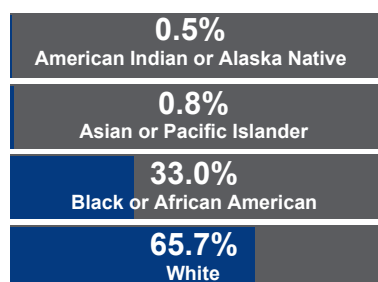
Virginia

Localities

Cumberland
Charlotte
Buckingham
Amelia
Lunenburg
Prince Edward
Nottoway



Population by Race (2018)



Source: National Center for Health Statistics

Population in Poverty (2018)

Piedmont	Virginia
16,807	884,898
# in Poverty	# in Poverty
18.2%	10.7%
% in Poverty	% in Poverty

Source: US Census Bureau, SAIPE

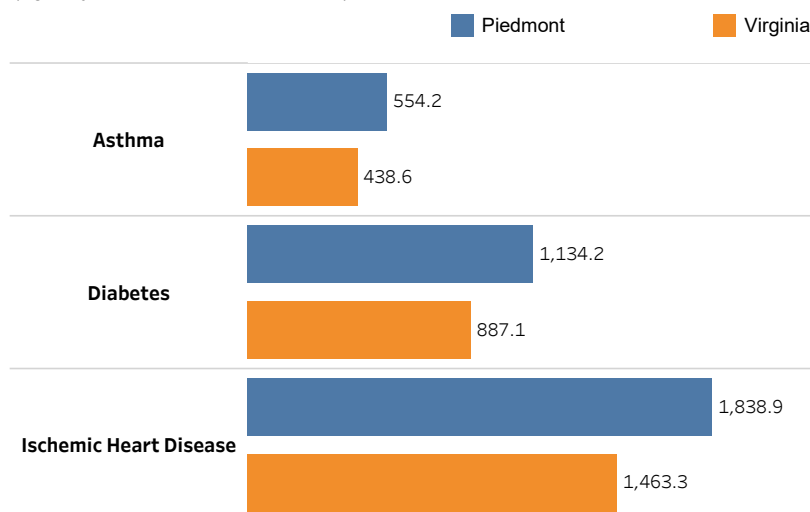
Population Uninsured (2017)

Piedmont	Virginia
9,870	709,136
# Uninsured	# Uninsured
13.4%	10.2%
% Uninsured	% Uninsured

Source: US Census Bureau, SAHIE

Chronic Disease Hospitalization Rates (2017)

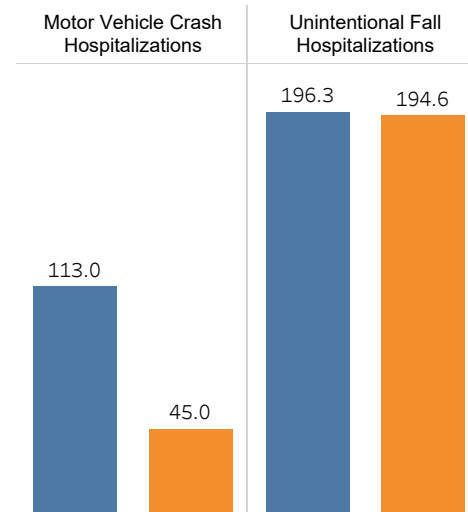
(Age-adjusted per 100,000 population)



Source: Virginia Health Information, CMS Chronic Conditions Categories

Injury and Violence Rates (2017)

(Age-adjusted per 100,000 population)



Source: Virginia Health Information, Mechanism of Injury

Maternal and Child Health Indicators (2018)

Live Births	Infant Deaths	% Infants Born Preterm	% Infants with Low Birth Weight
Piedmont	Piedmont	Piedmont	Piedmont
996	9	12.1%	10.3%
Virginia	Virginia	Virginia	Virginia
99,792	558	9.4%	8.2%

Source: Virginia Department of Health, Division of Vital Event Statistics and Division of Population Health Data

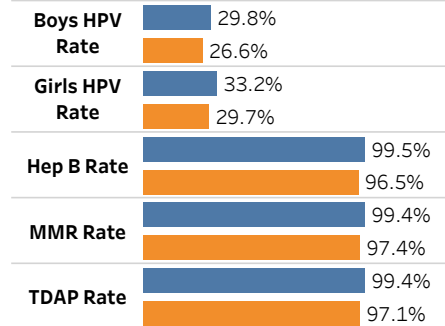
Top Reportable Communicable Diseases (2018)

by Incidence Rate (Age-adjusted per 100,000 population)

Disease	Piedmont Rate	Virginia Rate
Hepatitis C, (acute and chronic)	250.0	126.3
Lead - elevated blood levels in children	129.0	52.7
Salmonellosis	36.1	16.0
Campylobacteriosis	20.5	19.7
Hepatitis B, (acute and chronic)	17.6	25.3
Spotted Fever Rickettsiosis (including RMSF)	17.6	4.0
Pertussis	13.7	2.9
Varicella (Chickenpox)	9.8	4.2
Lyme disease	6.8	13.4
Haemophilus influenzae, invasive	5.9	1.8
Legionellosis	5.9	2.8

Source: Virginia Department of Health, Division of Surveillance and Investigation

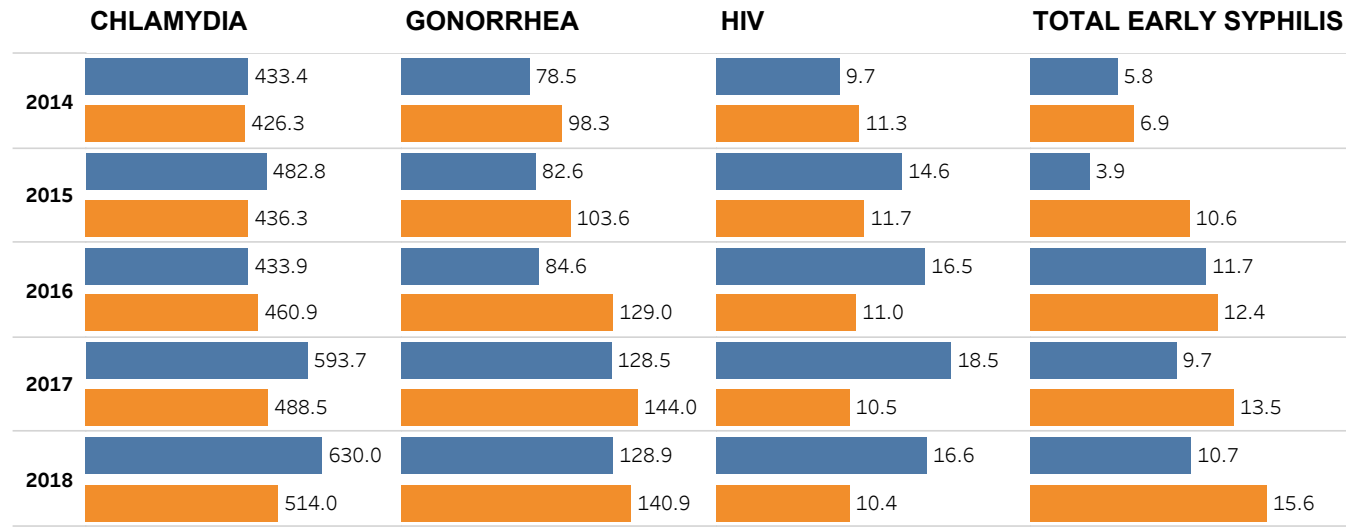
7th Grade Vaccination Rates (Fall 2019)



Source: Virginia Department of Health, Division of Immunization

STI Rates (2018)

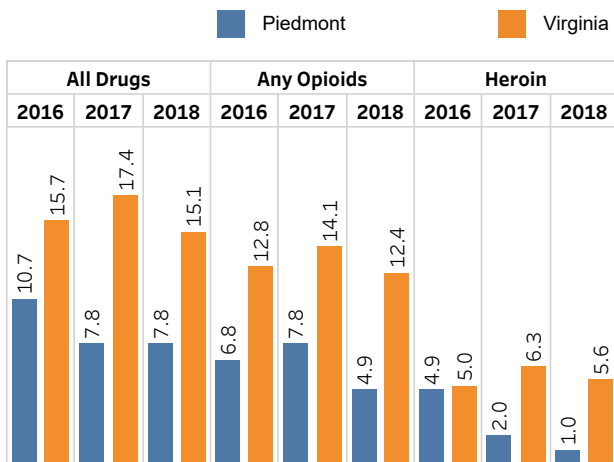
(Age-adjusted per 100,000 population)



Source: Virginia Department of Health, Division of Surveillance and Investigation

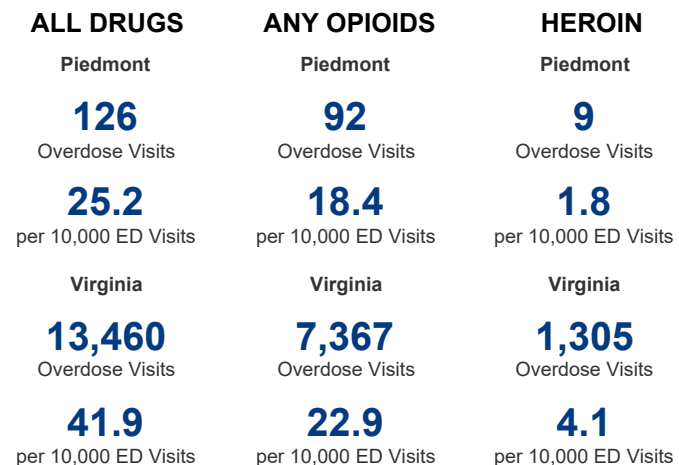
Overdose Death Rates (2018)

(Age-adjusted per 100,000 population)



Source: Virginia Department of Health, Division of Vital Event Statistics and Division of Population Health Data

Overdose Emergency Department (ED) Visits (2018)



Source: Virginia Department of Health, Division of Surveillance and Investigation