

# HEALTH DISTRICT

# Roanoke City

<http://www.vdh.virginia.gov/roanoke/>

## Headquarters Office

1502 Williamson Rd. NE, 2nd Floor  
 Roanoke, VA 24012  
 Stephanie Harper, MD, MPP  
 (540) 283-5050

### Population (2018)

**99,920**

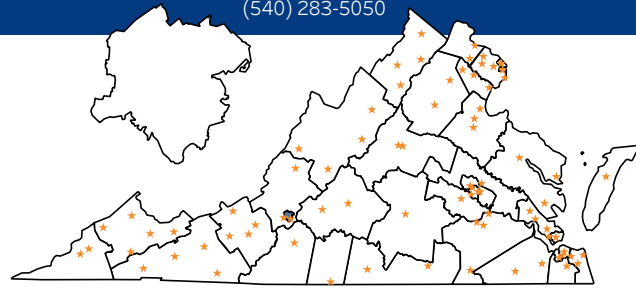
Roanoke City

**8,517,685**

Virginia

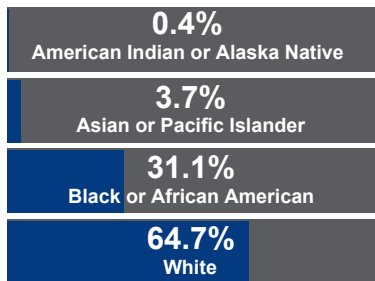
### Localities

Roanoke



★ Stars represent short term and critical access hospitals

### Population by Race (2018)



Source: National Center for Health Statistics

### Population in Poverty (2018)

Roanoke City	Virginia
<b>19,812</b>	<b>884,898</b>
# in Poverty	# in Poverty
<b>20.2%</b>	<b>10.7%</b>
% in Poverty	% in Poverty

Source: US Census Bureau, SAIPE

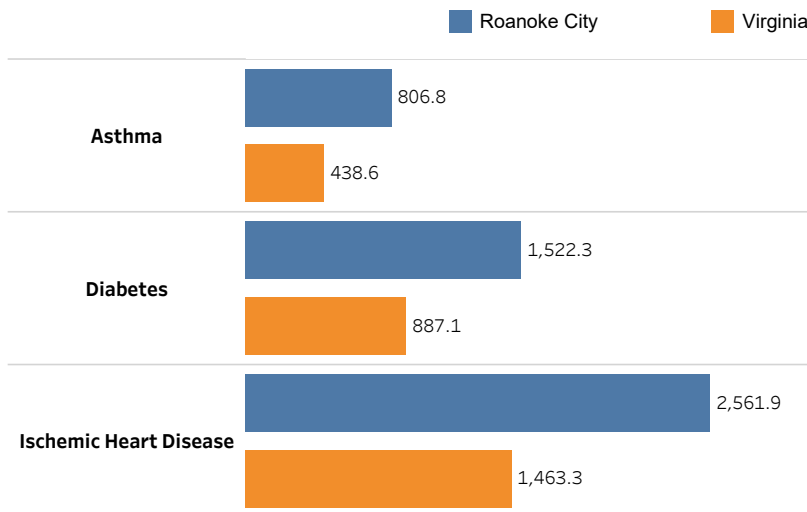
### Population Uninsured (2017)

Roanoke City	Virginia
<b>10,411</b>	<b>709,136</b>
# Uninsured	# Uninsured
<b>12.7%</b>	<b>10.2%</b>
% Uninsured	% Uninsured

Source: US Census Bureau, SAHIE

### Chronic Disease Hospitalization Rates (2017)

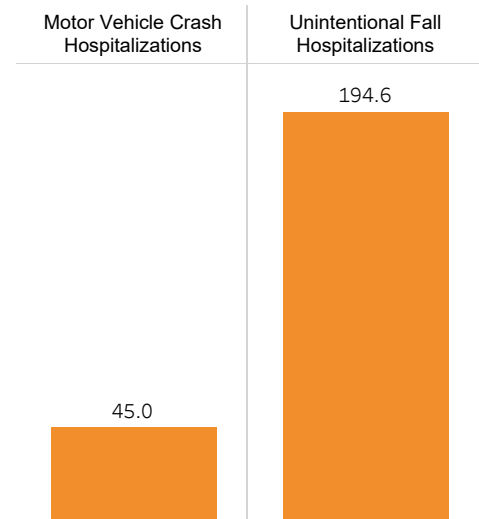
(Age-adjusted per 100,000 population)



Source: Virginia Health Information, CMS Chronic Conditions Categories

### Injury and Violence Rates (2017)

(Age-adjusted per 100,000 population)



Source: Virginia Health Information, Mechanism of Injury

### Maternal and Child Health Indicators (2018)

Live Births	Infant Deaths	% Infants Born Preterm	% Infants with Low Birth Weight
Roanoke City	Roanoke City	Roanoke City	Roanoke City
<b>1,431</b>	<b>11</b>	<b>10.1%</b>	<b>8.9%</b>
Virginia	Virginia	Virginia	Virginia
<b>99,792</b>	<b>558</b>	<b>9.4%</b>	<b>8.2%</b>

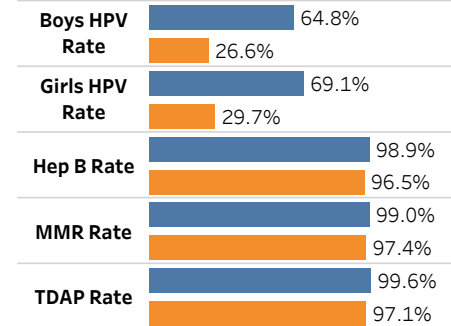
Source: Virginia Department of Health, Division of Vital Event Statistics and Division of Population Health Data

## Top Reportable Communicable Diseases (2018) by Incidence Rate (Age-adjusted per 100,000 population)

Disease	Roanoke City Rate	Virginia Rate
Hepatitis C, (acute and chronic)	356.6	126.3
Lead - elevated blood levels in children	122.8	52.7
Hepatitis B, (acute and chronic)	21.0	25.3
Lyme disease	20.0	13.4
Streptococcus, Group A, invasive and TSS	17.0	4.1
Salmonellosis	16.0	16.0
Toxic substance-related illness	7.1	8.0
Shigellosis	7.0	2.8
Campylobacteriosis	4.0	19.7
Haemophilus influenzae, invasive	4.0	1.8

Source: Virginia Department of Health, Division of Surveillance and Investigation

## 7th Grade Vaccination Rates (Fall 2019)

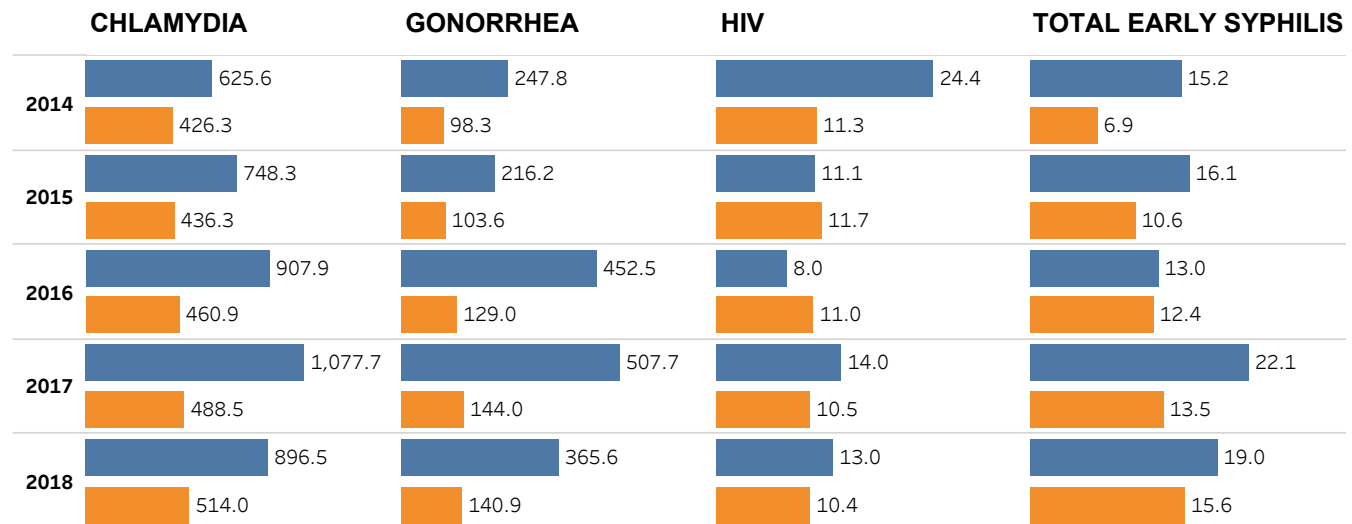


Roanoke City Virginia

Source: Virginia Department of Health, Division of Immunization

## STI Rates (2018)

(Age-adjusted per 100,000 population)

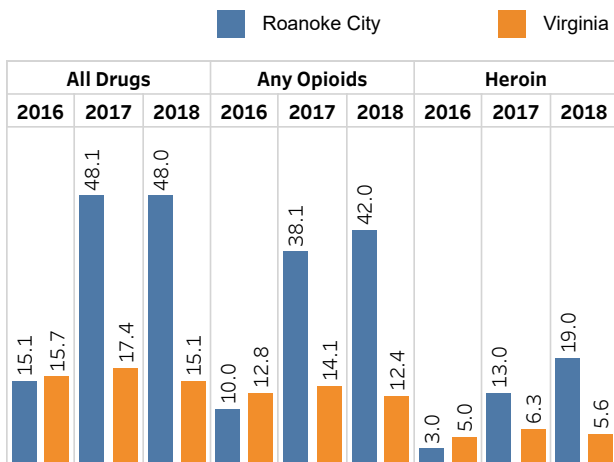


Source: Virginia Department of Health, Division of Surveillance and Investigation

Roanoke City Virginia

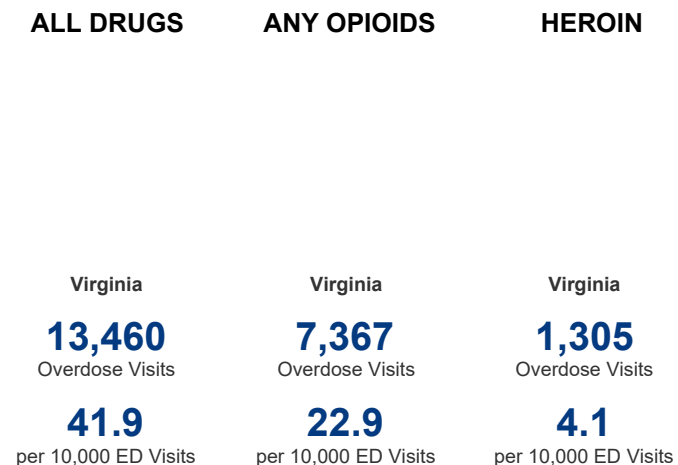
## Overdose Death Rates (2018)

(Age-adjusted per 100,000 population)



Source: Virginia Department of Health, Division of Vital Event Statistics and Division of Population Health Data

## Overdose Emergency Department (ED) Visits (2018)



Source: Virginia Department of Health, Division of Surveillance and Investigation