

# HEALTH DISTRICT

# West Piedmont

<http://www.vdh.virginia.gov/west-piedmont/>

## Headquarters Office

295 Commonwealth Blvd., P.O. Box 1032  
Martinsville, VA 24114  
Kerry Gateley, MD, MPH, CPE..

### Population (2018)

**137,723**

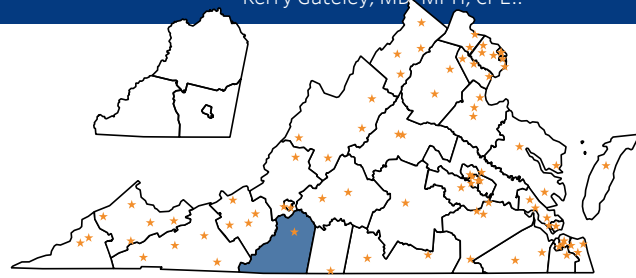
West Piedmont

**8,517,685**

Virginia

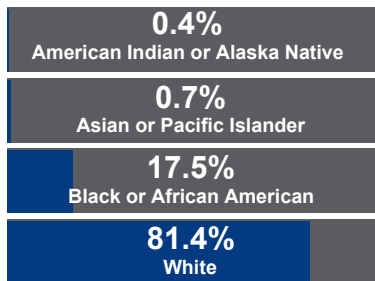
### Localities

- Patrick
- Martinsville
- Henry
- Franklin County



★ Stars represent short term and critical access hospitals

### Population by Race (2018)



Source: National Center for Health Statistics

### Population in Poverty (2018)

West Piedmont	Virginia
<b>24,239</b>	<b>884,898</b>
# in Poverty	# in Poverty
<b>17.9%</b>	<b>10.7%</b>
% in Poverty	% in Poverty

Source: US Census Bureau, SAIPE

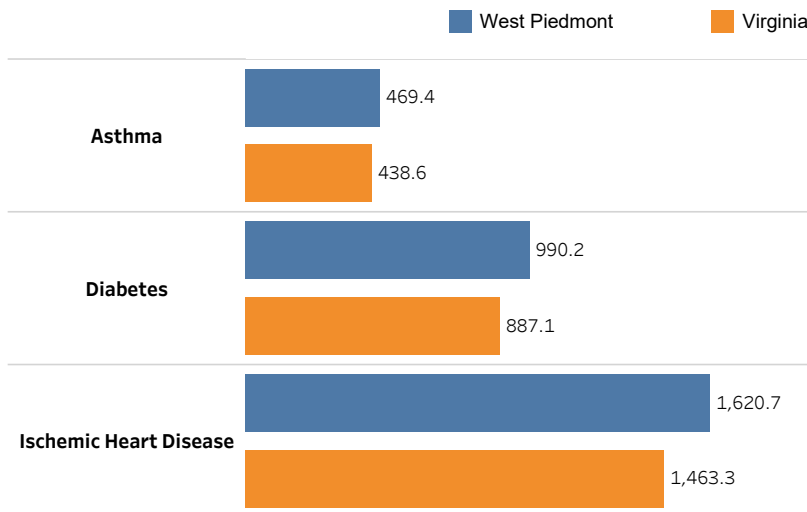
### Population Uninsured (2017)

West Piedmont	Virginia
<b>13,134</b>	<b>709,136</b>
# Uninsured	# Uninsured
<b>12.6%</b>	<b>10.2%</b>
% Uninsured	% Uninsured

Source: US Census Bureau, SAHIE

### Chronic Disease Hospitalization Rates (2017)

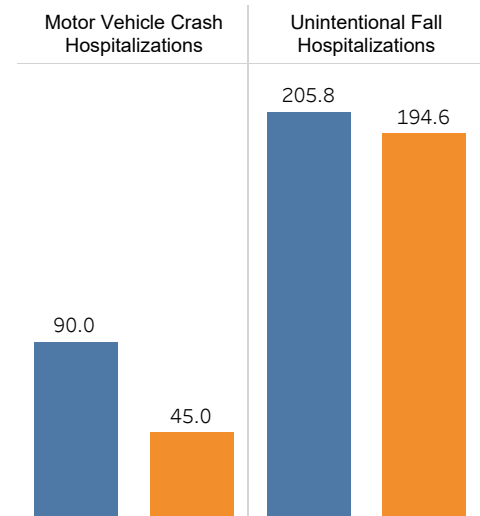
(Age-adjusted per 100,000 population)



Source: Virginia Health Information, CMS Chronic Conditions Categories

### Injury and Violence Rates (2017)

(Age-adjusted per 100,000 population)



Source: Virginia Health Information, Mechanism of Injury

### Maternal and Child Health Indicators (2018)

Live Births	Infant Deaths	% Infants Born Preterm	% Infants with Low Birth Weight
West Piedmont	West Piedmont	West Piedmont	West Piedmont
<b>1,225</b>	<b>10</b>	<b>9.6%</b>	<b>9.6%</b>
Virginia	Virginia	Virginia	Virginia
<b>99,792</b>	<b>558</b>	<b>9.4%</b>	<b>8.2%</b>

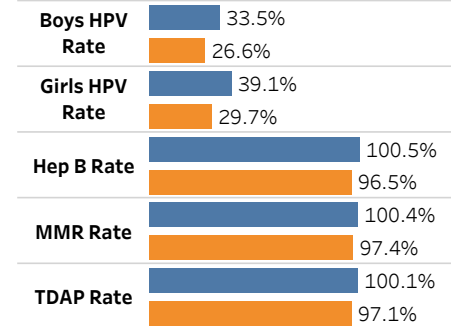
Source: Virginia Department of Health, Division of Vital Event Statistics and Division of Population Health Data

## Top Reportable Communicable Diseases (2018) by Incidence Rate (Age-adjusted per 100,000 population)

Disease	West Piedmont Rate	Virginia Rate
Hepatitis C, (acute and chronic)	146.6	126.3
Lead - elevated blood levels in children	46.1	52.7
Campylobacteriosis	19.5	19.7
Hepatitis B, (acute and chronic)	13.0	25.3
Spotted Fever Rickettsiosis (including RMSF)	12.3	4.0
Toxic substance-related illness	11.7	8.0
Salmonellosis	10.8	16.0
Lyme disease	7.2	13.4
Ehrlichiosis/Anaplasmosis	5.8	1.7
Streptococcus, Group A, invasive and TSS	4.3	4.1

Source: Virginia Department of Health, Division of Surveillance and Investigation

## 7th Grade Vaccination Rates (Fall 2019)

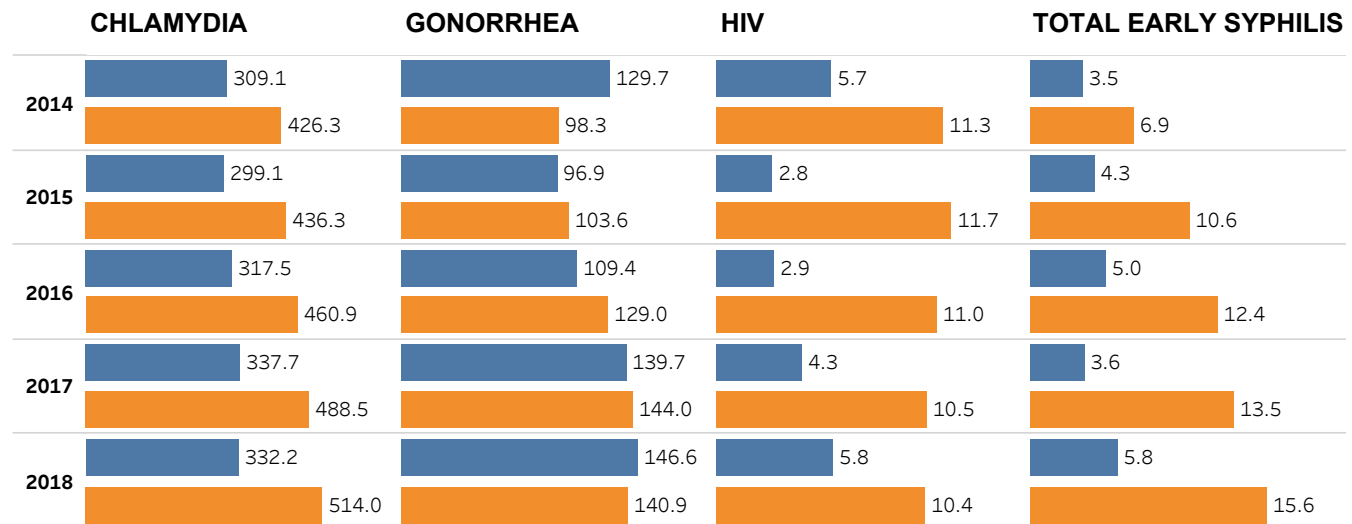


West Piedmont Virginia

Source: Virginia Department of Health, Division of Immunization

## STI Rates (2018)

(Age-adjusted per 100,000 population)

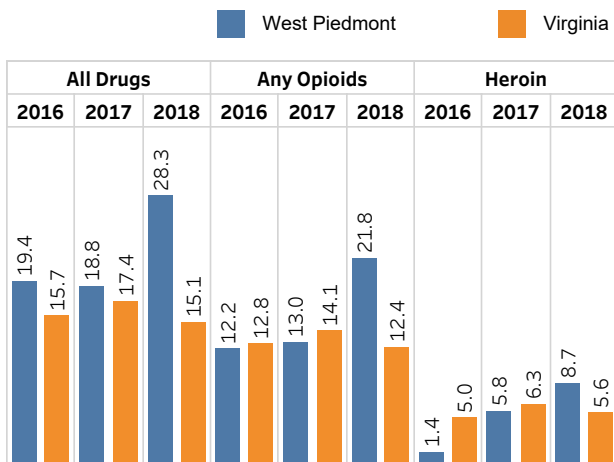


Source: Virginia Department of Health, Division of Surveillance and Investigation

West Piedmont Virginia

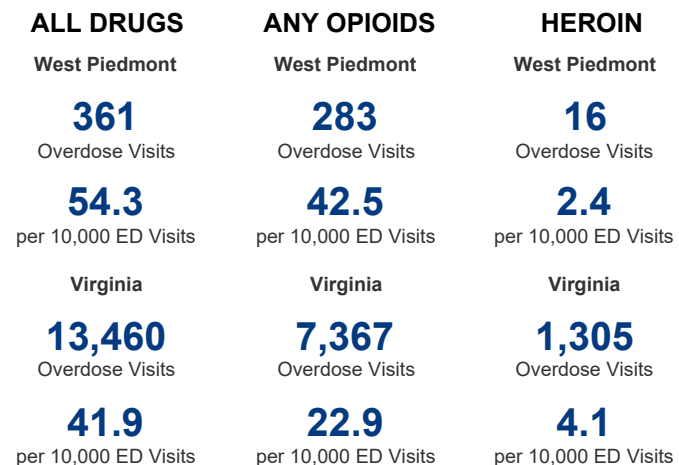
## Overdose Death Rates (2018)

(Age-adjusted per 100,000 population)



Source: Virginia Department of Health, Division of Vital Event Statistics and Division of Population Health Data

## Overdose Emergency Department (ED) Visits (2018)



Source: Virginia Department of Health, Division of Surveillance and Investigation