

YOU CAN PREVENT INFECTIONS: PREPARING AND ADMINISTERING INJECTIONS SAFELY

Did you know that you can expose yourself and patients/residents to bacteria or other bloodborne pathogens through contaminated injectable medications, needles, or syringes? Protect yourself and your patients/residents by always using safe injection practices when preparing and giving injections.



KEY INFECTION PREVENTION REMINDERS

ALWAYS

- 1** Prepare injections in a clean area away from potential sources of contamination



- 2** Perform hand hygiene before preparing & before and after administering medication



- 3** Disinfect the top of the vial with an alcohol prep pad




- 4** Limit the use of multi-dose vials and dedicate them to a single patient/resident whenever possible



- 5** Use single-dose vials for injectable medications when possible




- 6** Wear a facemask when placing a catheter or injecting medication into the epidural or subdural space



NEVER

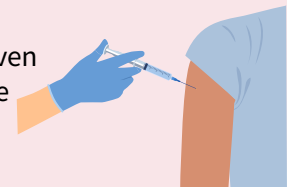
- ⊘** Never share insulin pens



- ⊘** Never reuse needles or syringes to draw up medication, even when getting more doses for the same patient/resident



- ⊘** Never reuse needles and syringes for injection, even on the same patient/resident



- ⊘** Never use bags or bottles of intravenous solution for a common source of supply for more than one patient/resident



- ⊘** Never use single-dose or single-use vials for more than one patient/resident



- ⊘** Never bring multidose vials used for more than one patient/resident into care areas



Virginia Department of Health
Injection Safety Resources

