





# STANDARD PRECAUTIONS: WHAT TO DO FOR EVERY RESIDENT

Prevent germs from spreading by doing these simple things for all residents, every time



## PERFORM GOOD HAND HYGIENE





Know what product to use and how to use it

	ALCOHOL-BASED HAND RUB	SOAP AND WATER
WHEN?	In most clinical situations 	Perform hand hygiene: <ul style="list-style-type: none"> <li>• If hands are visibly soiled</li> <li>• Before eating</li> <li>• After using the restroom</li> <li>• During the care of residents with suspected or confirmed infection during outbreaks of <i>C. difficile</i> or norovirus</li> </ul> 
HOW?	For more information about <u>how to use hand rub</u> 	For more information about <u>how to wash with soap and water</u> 



Know when to clean your hands

## CHOOSE THE RIGHT PERSONAL PROTECTIVE EQUIPMENT based on the anticipated tasks and possible exposures

	GLOVES 	GOWN 	FACE PROTECTION (Mask / N95 Respirator) 	EYE PROTECTION 
WHEN?	If contact with blood or body fluid may occur.	If contact with blood or body fluid may occur.	Wear a <b>face mask</b> if splashes or sprays of blood or body fluid may occur.	If splashes or sprays of blood or body fluid may occur.
TIPS FOR USE	Do not wash or reuse gloves. Gloves are not a substitute for hand hygiene.	Change between residents. Do not reuse.	Do not reuse. Exception: If worn as source control, follow facility policy for when to replace it.	Clean and disinfect reusable eye protection before reuse.

## PLACE RESIDENTS APPROPRIATELY



If a resident has secretions, excretions, or wound drainage that can't be contained, place them in a private room if one is available. This helps lower the risk of spreading an infection to others.



• For more about Standard Precautions, including cleaning and disinfection:  
CDC Guideline for Isolation Precautions

# TRANSMISSION-BASED AND ENHANCED BARRIER PRECAUTIONS

To prevent the spread of disease from residents with known or suspected communicable disease, follow these measures *in addition to Standard Precautions*.

## TRANSMISSION-BASED PRECAUTIONS

**CDC Guideline for Isolation Precautions:** Find the type of precautions recommended for selected infections and conditions. *Follow facility policy.*



## ENHANCED BARRIER PRECAUTIONS

For more **information**,

including which MDROs and wounds require EBP



	AIRBORNE PRECAUTIONS	CONTACT PRECAUTIONS	DROPLET PRECAUTIONS	ENHANCED BARRIER PRECAUTIONS
<b>WHEN TO USE</b> 	Organisms spread by <b>tiny respiratory particles</b>  <i>Examples: Measles, TB</i>	Organisms spread by <b>touch</b> (direct or indirect)  <i>Examples: C. difficile, multidrug-resistant organisms (settings other than nursing homes), norovirus</i>	Organisms spread by <b>large respiratory droplets</b>  <i>Examples: Flu, pertussis</i>	 For any nursing home resident with: (1) a multidrug-resistant organism (MDRO)* <b>infection or colonization</b> when Contact Precautions do not apply; (2) a wound; or (3) an indwelling medical device.
<b>RESIDENT PLACEMENT</b> 	<ul style="list-style-type: none"> <li>• Private room.</li> <li>• Airborne infection isolation room preferred.</li> <li>• Keep door closed.</li> </ul>	<ul style="list-style-type: none"> <li>• Private room when available.</li> <li>• Use disposable equipment or dedicate to the room.</li> <li>• Prioritize cleaning and disinfection of the room.</li> <li>• Door may remain open.</li> </ul>	<ul style="list-style-type: none"> <li>• Private room when available.</li> <li>• Door may remain open.</li> </ul>	<ul style="list-style-type: none"> <li>• No requirement for private room.</li> <li>• Consider cohorting residents with the same MDRO to prevent spread to others.</li> </ul>
<b>ROOM RESTRICTION</b> 	<ul style="list-style-type: none"> <li>• Yes, except for medically necessary care.</li> <li>• During transport, resident should wear a face mask (if tolerated). Cover any infectious skin lesions.</li> </ul>	<ul style="list-style-type: none"> <li>• Yes, except for medically necessary care.</li> <li>• During transport, cover/contain any infected or colonized areas of the body.</li> </ul>	<ul style="list-style-type: none"> <li>• Yes, except for medically necessary care.</li> <li>• During transport, resident should wear a face mask (if tolerated).</li> </ul>	None
<b>GLOVES</b> 	Add when needed for Standard Precautions.	<ul style="list-style-type: none"> <li>• Wear <b>upon room entry</b>.</li> <li>• Discard <b>before</b> leaving room.</li> </ul>	Add when needed for Standard Precautions.	<ul style="list-style-type: none"> <li>• Wear <b>when performing high-contact resident care activities</b>.</li> <li>• Discard <b>before</b> leaving room.</li> </ul>
<b>GOWN</b> 	Add when needed for Standard Precautions.	<ul style="list-style-type: none"> <li>• Wear <b>upon room entry</b>.</li> <li>• Discard <b>before</b> leaving room.</li> </ul>	Add when needed for Standard Precautions.	<ul style="list-style-type: none"> <li>• Wear <b>when performing high-contact resident care activities</b>.</li> <li>• Discard <b>before</b> leaving room.</li> </ul>
<b>MASK / N95 RESPIRATOR</b> 	<ul style="list-style-type: none"> <li>• Wear an <b>N95 respirator</b> prior to room entry.</li> <li>• Discard <b>after</b> leaving room.</li> </ul>	Add when needed for Standard Precautions.	<ul style="list-style-type: none"> <li>• Wear a <b>face mask</b> upon room entry.</li> <li>• Discard <b>before</b> leaving room.</li> </ul>	Add when needed for Standard Precautions.
<b>EYE PROTECTION</b> 	Add when needed for Standard Precautions.	Add when needed for Standard Precautions.	Add when needed for Standard Precautions.	Add when needed for Standard Precautions.