

Deaths due to Intentional Injury

Homicide and Legal Intervention

In 1994, 54 children were victims of homicide and one youth died in an encounter with law enforcement. Thirty or 55% of these children died as a result of firearm injury (Figure 23). As expected, the distribution of these deaths by age shows that youth 15 to 17 years old are more frequently victims of homicide, representing 42% of the total (Figure 24). Black children are disproportionately represented in these data accounting for 65% of all homicide deaths (Figure 25). Firearm deaths among black youth account for most of this difference, for more discussion see [Part Two](#) of this report. Half of the homicides occurred in the Eastern health service area, with the Central health service area accounting for 17 or 31% of the homicides. The remaining deaths were evenly distributed among the other health service areas (Figure 26).

Figure 23. Leading Causes of Child Homicide Deaths for Age < 18 Years, Virginia 1994, Total=55*

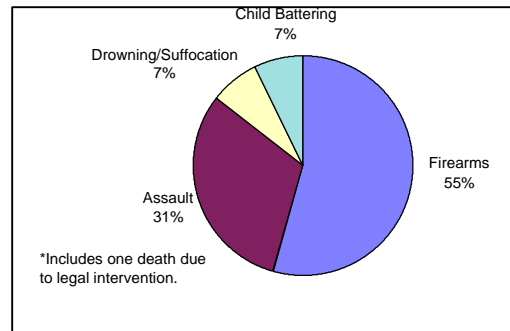


Figure 24. Child Homicide Deaths by Age Group, Virginia 1994, Total=55*

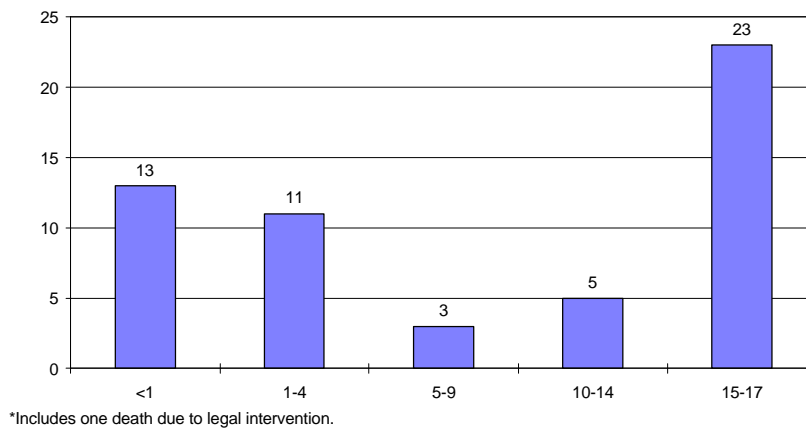
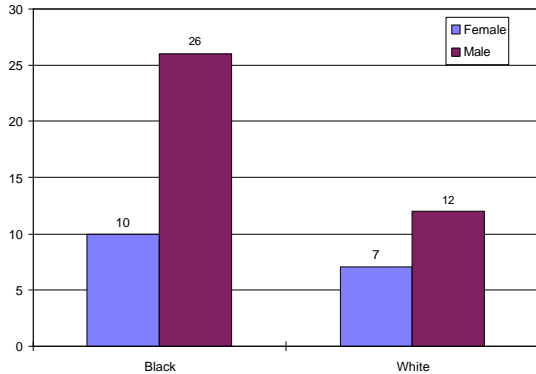


Figure 25. Child Homicide Deaths by Race/Ethnicity and Sex for Age < 18 Years, Virginia 1994, Total=55*

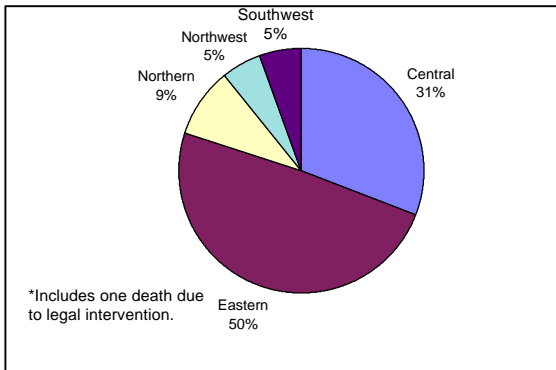


*Includes one death due to legal intervention.

Suicide

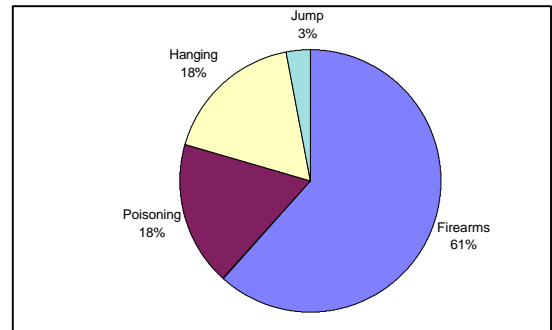
In 1994, 34 children took their own lives. Most of these suicides were committed with a firearm, accounting for 21 or 61% of these deaths. Other methods included drug overdose and carbon monoxide poisoning for six or 18%, hanging for six or 18%, and jumping from a high place for one or 3% (Figure 27). The majority of these children were between the ages of 15 and 17 years old, accounting for 19 or 59% of the total. Children aged 10 to 14 accounted for 13 or 38% and children aged 5 to 9 for two or 6% (Figure 28). Most of the suicides occurred among white males, accounting for 21 or 63% of the total. White females accounted for six or 18%, black males for three or 9%, Hispanic males for two or 6%, Hispanic females for one or 3%, and one suicide or 3% occurred among Asian or Pacific Islanders (Figure 29). No suicides occurred among black females. The distribution of suicides by health service areas can be seen in Figure 30.

Figure 26. Child Homicide Deaths by Health Region for Age < 18 Years, Virginia 1994, Total=55*



*Includes one death due to legal intervention.

Figure 27. Causes of Suicide Child Deaths for Age < 18 Years, Virginia 1994, Total=34



Suicide (Continued)

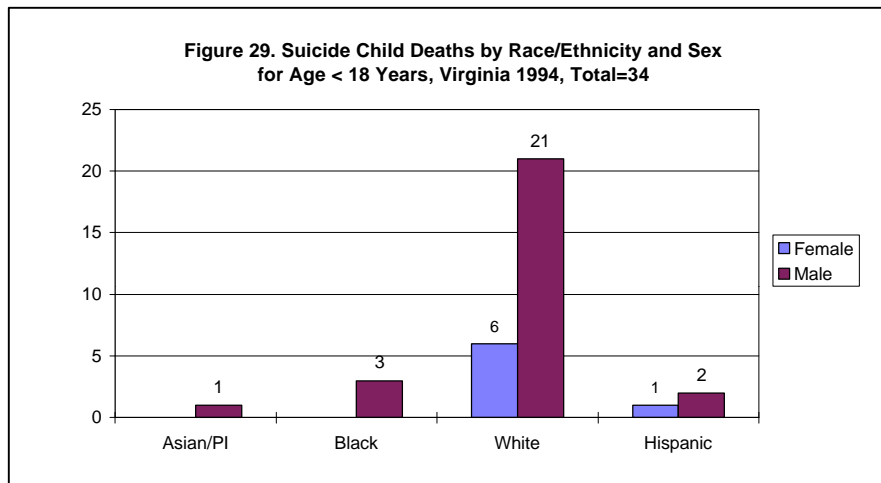
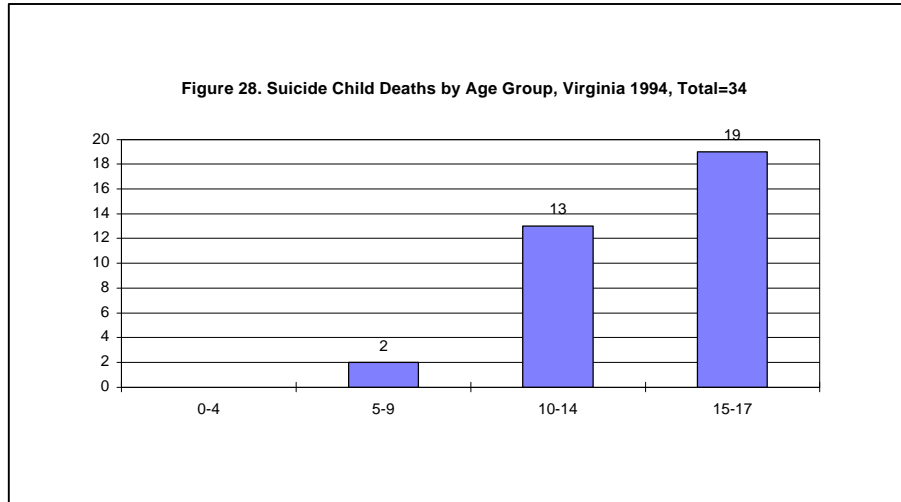
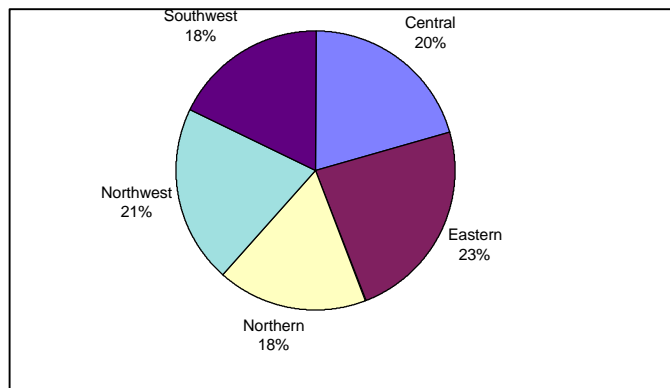


Figure 30. Suicide Child Deaths by Health Region for Age < 18 Years, Virginia 1994, Total=34



Deaths where Manner is Undetermined

There were nine deaths among children where after medicolegal investigation and autopsy the manner of death could not be determined. In seven of these cases, six infants and one teenager, the cause of death could also not be determined.