
Virginia Respiratory Disease Update

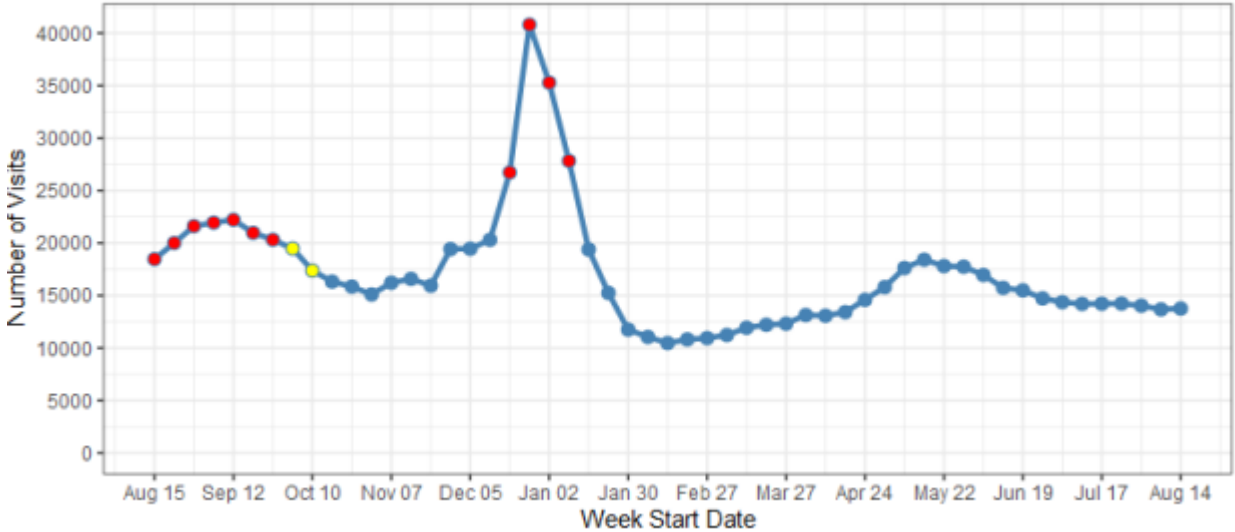
August 30, 2022



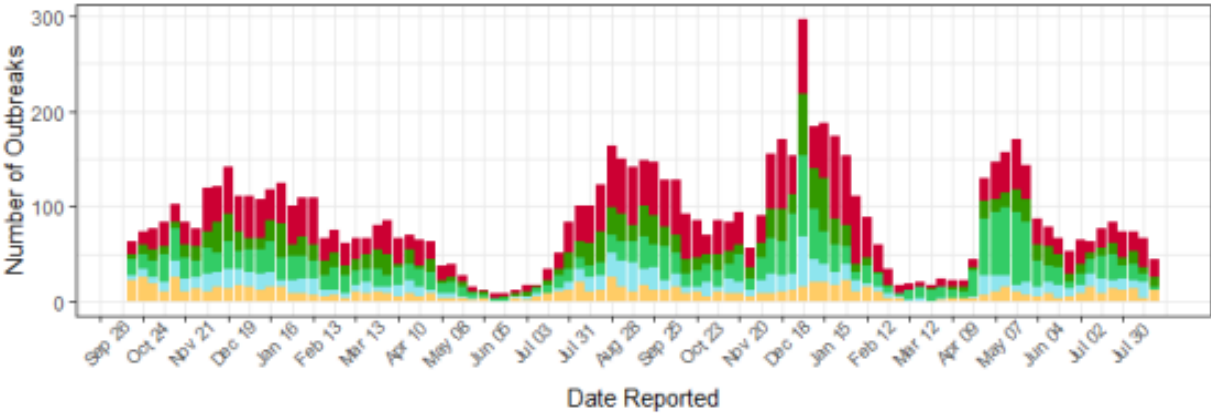
Virginia Syndromic Surveillance	
Overall Respiratory Illness	13,770 (<5%)
Influenza-Like Illness	1,665 (+10%)
COVID-Like Illness	15,510 (-5%)

Data is from week of Aug 14-20, 2022
Percent change is from week prior

Weekly ED and Urgent Care Visits for Respiratory Illness, VA, 8/15/21 – 8/20/22



Respiratory Outbreaks by Region
VA, 9/2020 – 8/2022



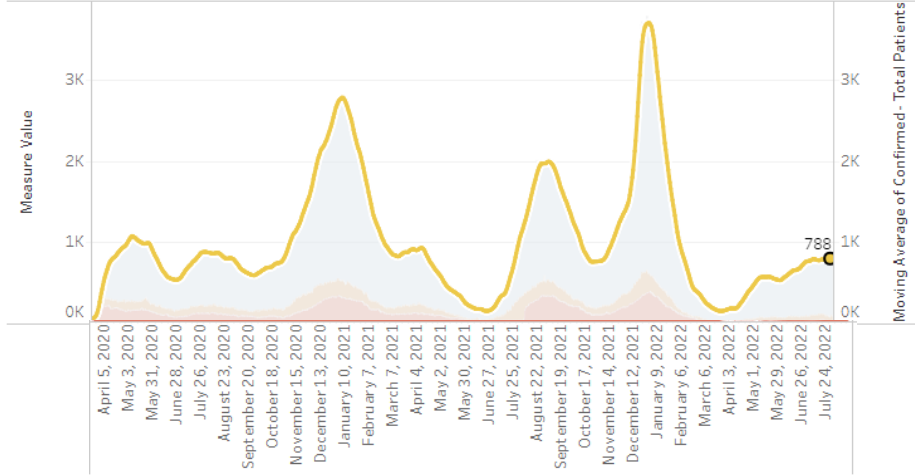
Regions	Outbreaks
Central Region	20
Eastern Region	9
Northern Region	3
Northwest Region	1
Southwest Region	12

Data as of 8/24/2022

COVID-19 Metrics	
US Case Rate per 100k	186.8 (-7.3%)
Virginia Case Rate per 100k	204.1 (+1.4%)
Virginia Hospitalizations	788.3 (-0.7%)
Virginia New Deaths	16

Case rate data from 8/25; Hospitalization and death data from 8/29
Change is rate of change from 7 days prior

COVID-19 Hospitalization Trends, VA, 3/2020 – 8/2022



7-Day Moving Average of Confirmed COVID-19 Hospitalizations

PCR Test Positivity Rate

PCR Positivity Rate (7-Day MA)

21.4%

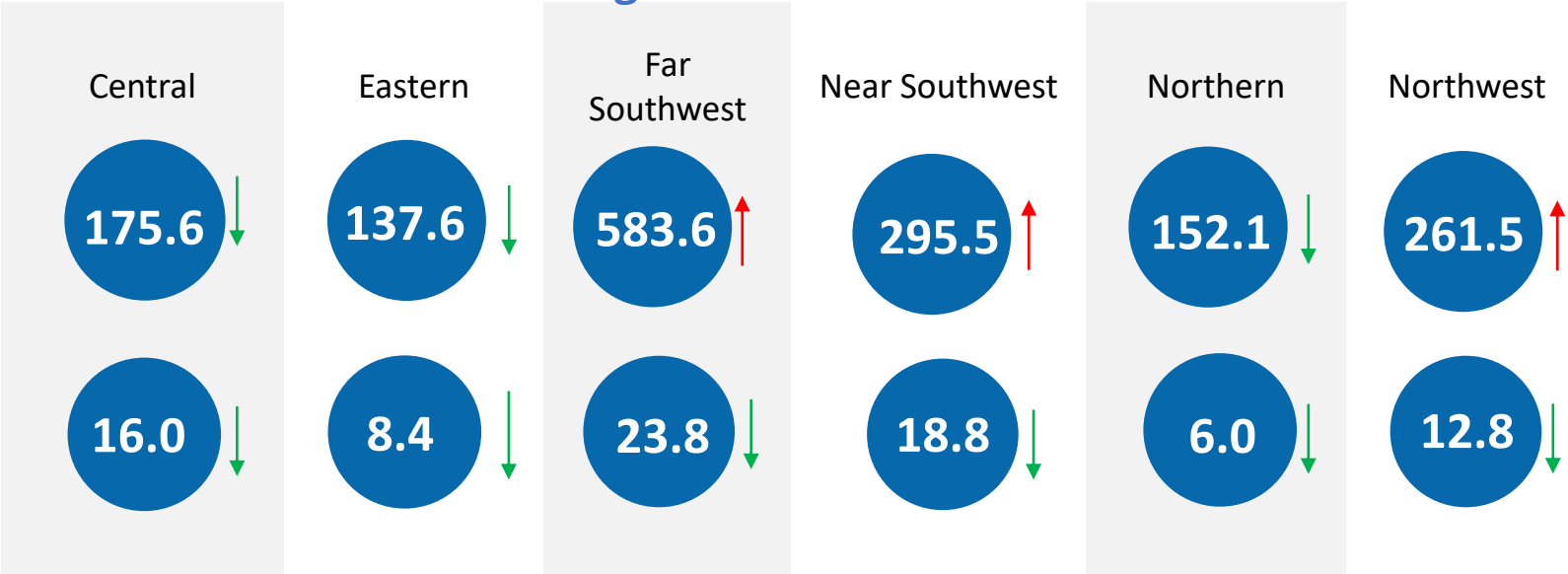
-0.2 % points

As of 8/25/2022
Change is percentage point change from 7 days prior

New cases per 100k within the last 7 days

COVID-like ED visits rate per 100k

Regional COVID-19 Burden



Metrics Data as of 8/29/2022