
Virginia Respiratory Disease/COVID-19 Update

September 28, 2022

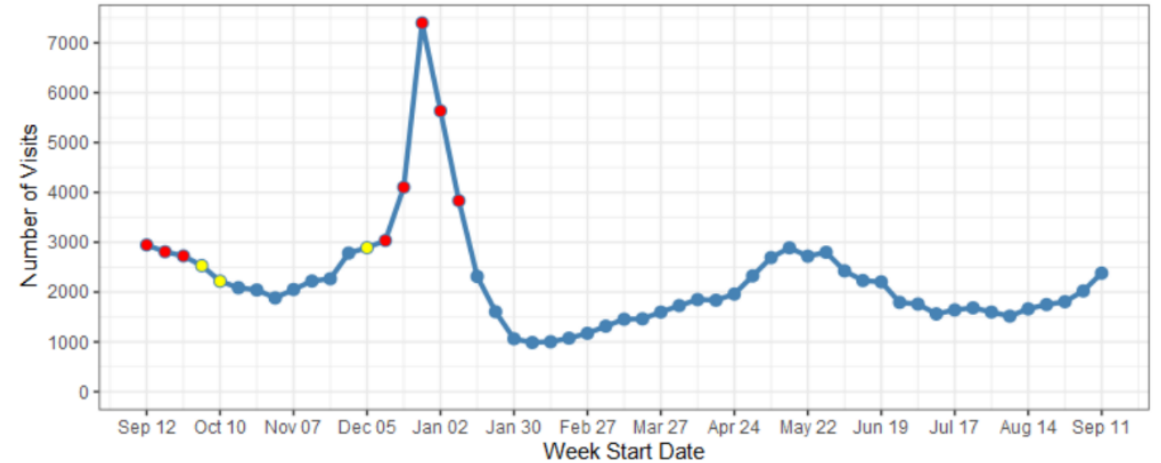


**VIRGINIA'S
HEALTH
IS IN OUR
HANDS.**

Do your part,
stop the spread.

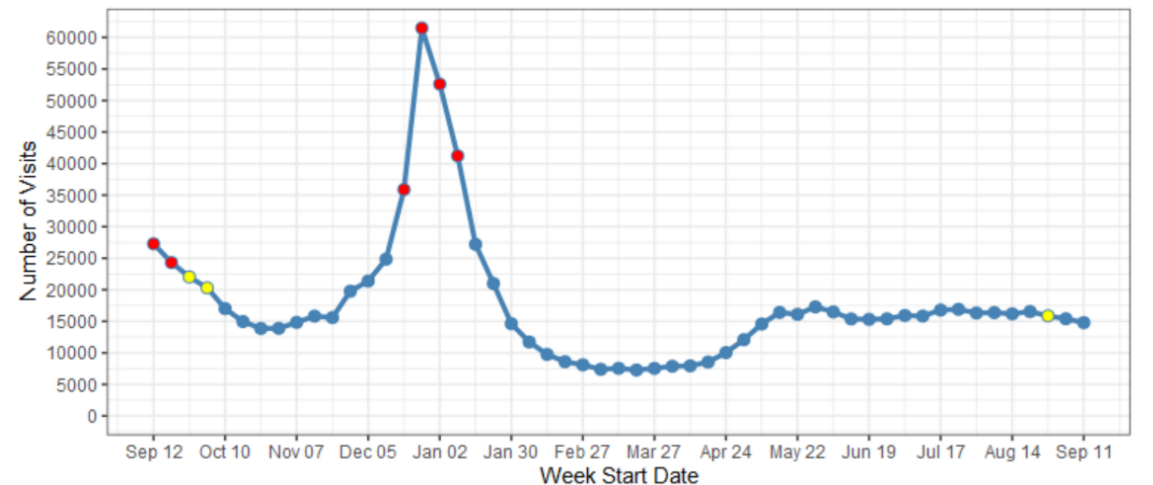
*Influenza-Like Illness ED and Urgent Care Visits		
8/28 – 9/3 (MMWR Week 35)	9/4 – 9/10 (MMWR Week 36)	9/11 – 9/17 (MMWR Week 37)
1,811	2,026	2,380 (+18%)
Data is from week of Sept 11-17, 2022. Percent change is from week prior		
* ILI - ED and urgent care visits with a chief complaint of 'flu' or fever + sore throat/cough. Visits with diagnosed COVID-19 are excluded.		

Weekly ED and Urgent Care Visits for Influenza-Like Illness, VA, 9/12/21 – 9/17/22

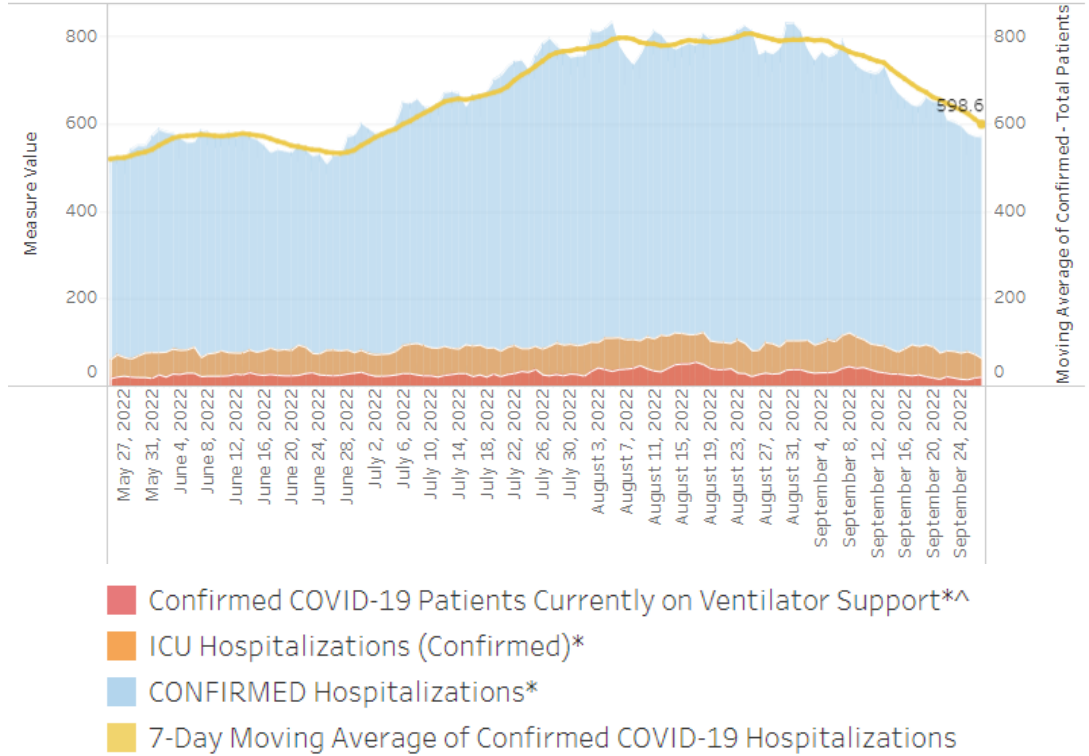


*COVID-Like Illness ED and Urgent Care Visits		
8/28 – 9/3 (MMWR Week 35)	9/4 – 9/10 (MMWR Week 36)	9/11 – 9/17 (MMWR Week 37)
15,233	14,913	14,786 (<5%)
Data is from week of Sept 11-17, 2022. Percent change is from week prior		
*CLI - ED visits noting symptoms of fever + respiratory complaint (e.g. fever with cough, shortness of breath, or difficulty breathing), loss of taste or smell, those with a coronavirus or severe respiratory diagnosis, or visits that mention COVID-19 as the reason for visit.		

Weekly ED and Urgent Care Visits for Covid-Like Illness, VA, 9/12/21 – 9/17/22



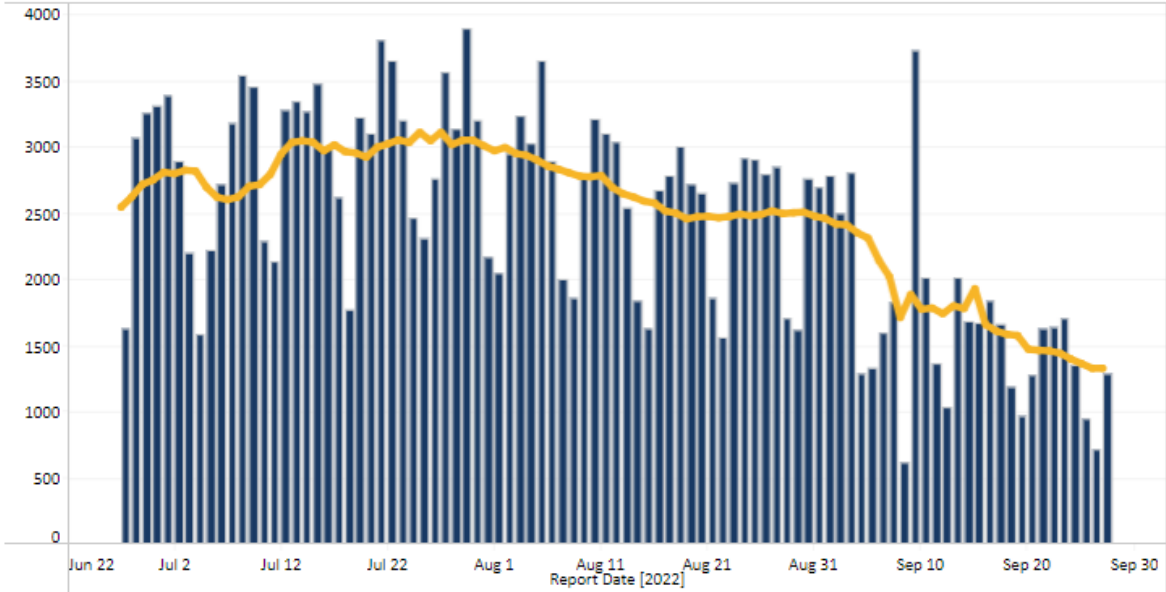
COVID-19 Hospitalization Trends Virginia, June 2022 – September 2022



* Compared to last week:

- **Cases decreased to 84.7** (7-day MA) per day (-34.3%)
- **Hospitalizations decreased to 599** (7-day MA) per day (-9.2%)
- **7-day moving average of new deaths is 14**

Total Cases by Date Reported Virginia, June 2022 – September 2022



Source: [Cases – Coronavirus \(virginia.gov\)](#), [VHHA Hospitalizations – Coronavirus \(virginia.gov\)](#)
 *Data comparisons: Cases Friday-Friday (9.16.22-9.23.22); Hospitalizations Tuesday-Tuesday (9.20.22-9.27.22); Deaths as of 9.26.22

