
Virginia Respiratory Disease Update

October 11, 2022



**VIRGINIA'S
HEALTH
IS IN OUR
HANDS.**

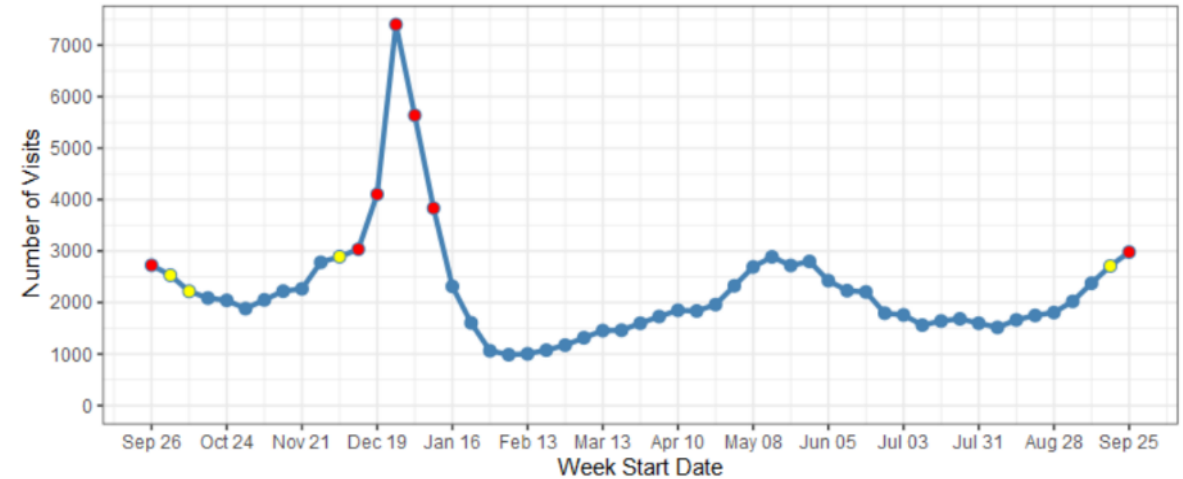
Do your part,
stop the spread.

Virginia: Disease Syndromic Surveillance

*Influenza-Like Illness ED and Urgent Care Visits

9/11 – 9/17 (MMWR Week 37)	9/18 – 9/24 (MMWR Week 38)	9/25 – 10/1 (MMWR Week 39)
2,380	2,709	2,980 (+10%)
Data is from the week of Sept 25-Oct 1, 2022. Percent change is from week prior		
* ILI - ED and urgent care visits with a chief complaint of 'flu' or fever + sore throat/cough. Visits with diagnosed COVID-19 are excluded.		

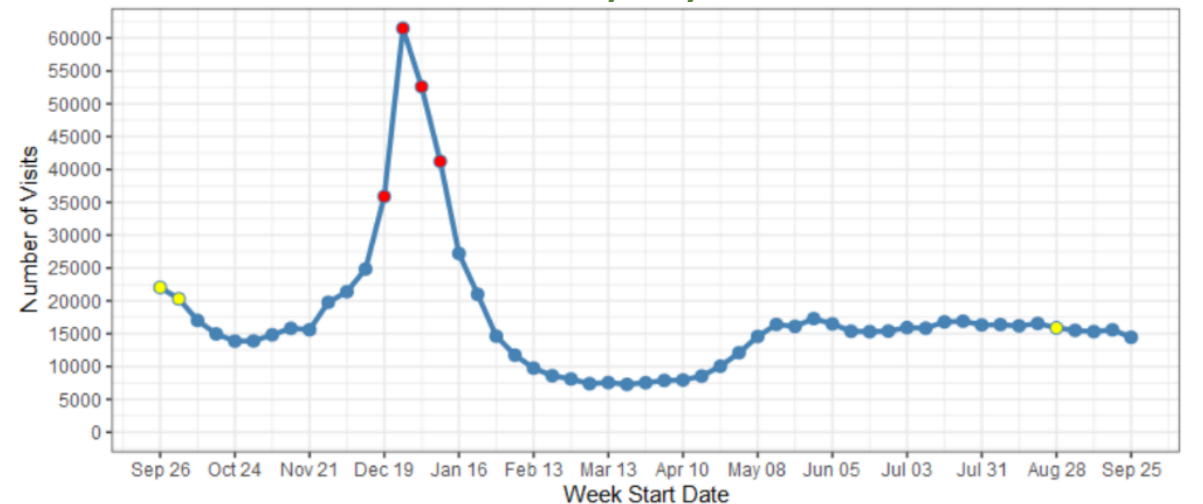
Weekly ED and Urgent Care Visits for Influenza-Like Illness, VA, 9/26/21 – 10/1/22



*COVID-Like Illness ED and Urgent Care Visits

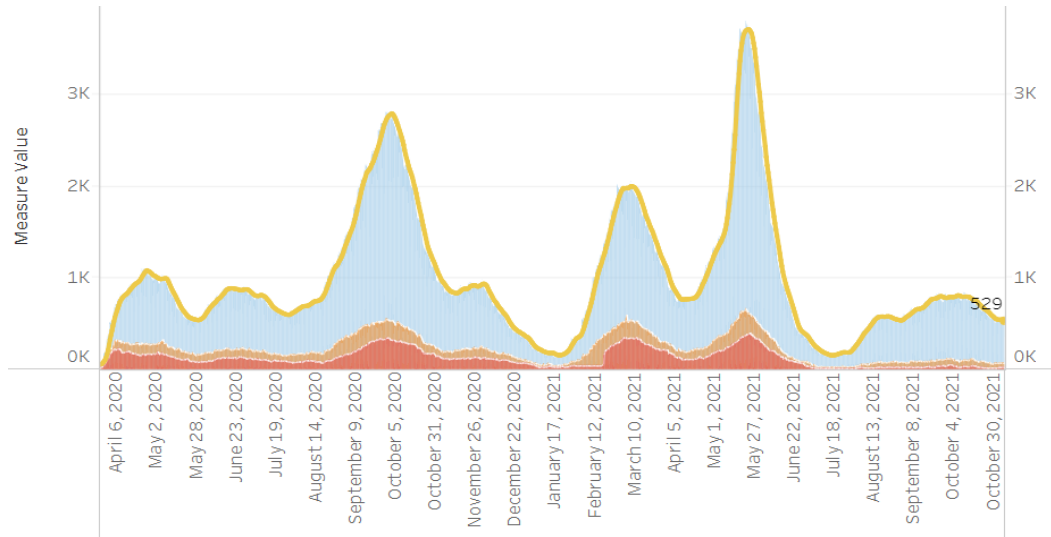
9/11 – 9/17 (MMWR Week 37)	9/18 – 9/24 (MMWR Week 37)	9/25 – 10/1 (MMWR Week 38)
14,786	15,511	14,439 (-7%)
Data is from the week of Sept 25-Oct 1, 2022. Percent change is from week prior		
*CLI - ED visits noting symptoms of fever + respiratory complaint (e.g. fever with cough, shortness of breath, or difficulty breathing), loss of taste or smell, those with a coronavirus or severe respiratory diagnosis, or visits that mention COVID-19 as the reason for visit.		

Weekly ED and Urgent Care Visits for Covid-Like Illness, VA, 9/26/21 – 10/1/22



Virginia: COVID-19 Cases, Hospitalizations, and Deaths

COVID-19 Hospitalization Trends Virginia, May 2022 – October 2022

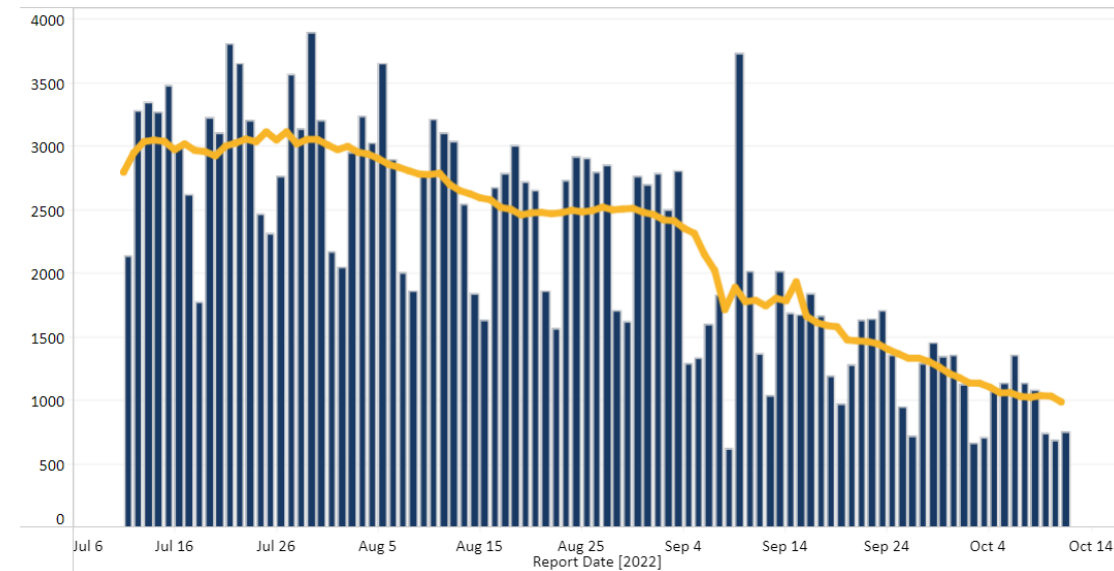


- Confirmed COVID-19 Patients Currently on Ventilator Support*^
- ICU Hospitalizations (Confirmed)*
- CONFIRMED Hospitalizations*
- 7-Day Moving Average of Confirmed COVID-19 Hospitalizations

* Compared to last week:

- **Cases decreased** to 86.5 (7-day MA) per day (-12.6%)
- **Hospitalizations decreased** to **529** (7-day MA) per day (-2.3%)
- 7-day moving average of **new deaths is 12**

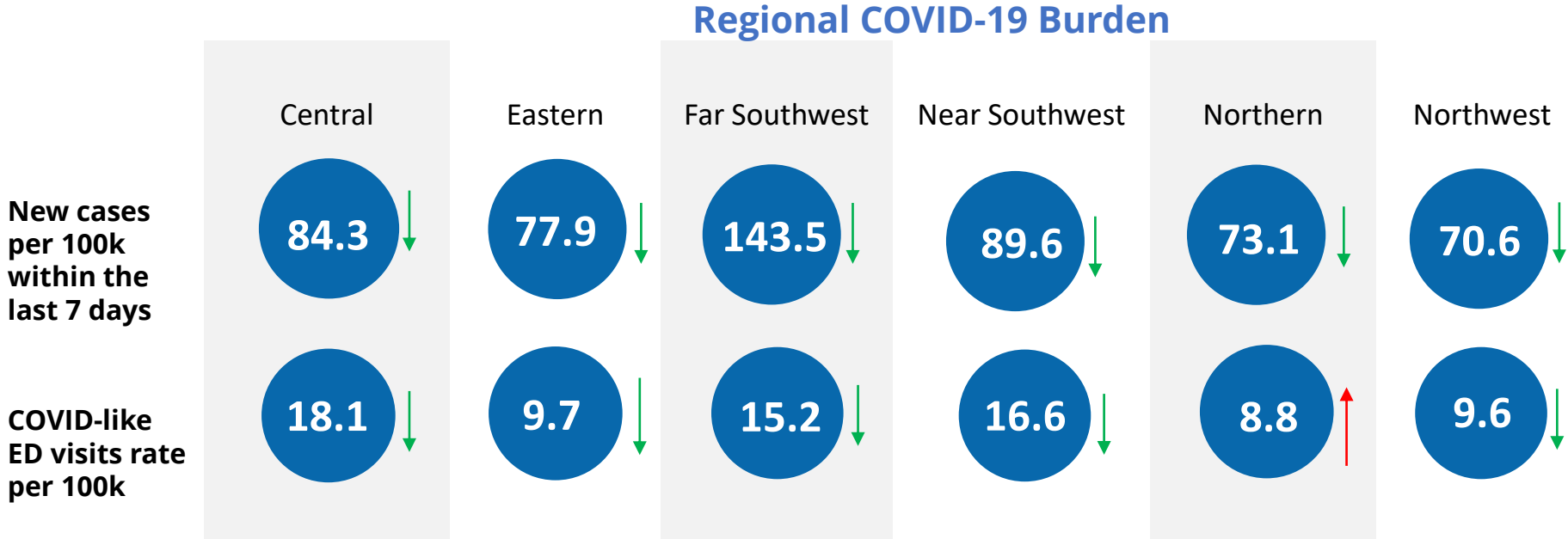
Total Cases by Date Reported Virginia, June 2022 – October 2022



Source: [CDC COVID Data Tracker, Cases – Coronavirus \(virginia.gov\)](#), [VHHA Hospitalizations – Coronavirus \(virginia.gov\)](#)

*Data comparisons: Cases: Friday – Friday (9.30.2022 -10.7.2022), Hospitalizations: Tuesday-Tuesday (10.4.2022-10.11.2022), Deaths: 10.11.2022

Virginia: Regional COVID-19 Burden



Metrics Data as of 10/11/2022