

---

# Virginia Respiratory Disease and Mpox Data Update

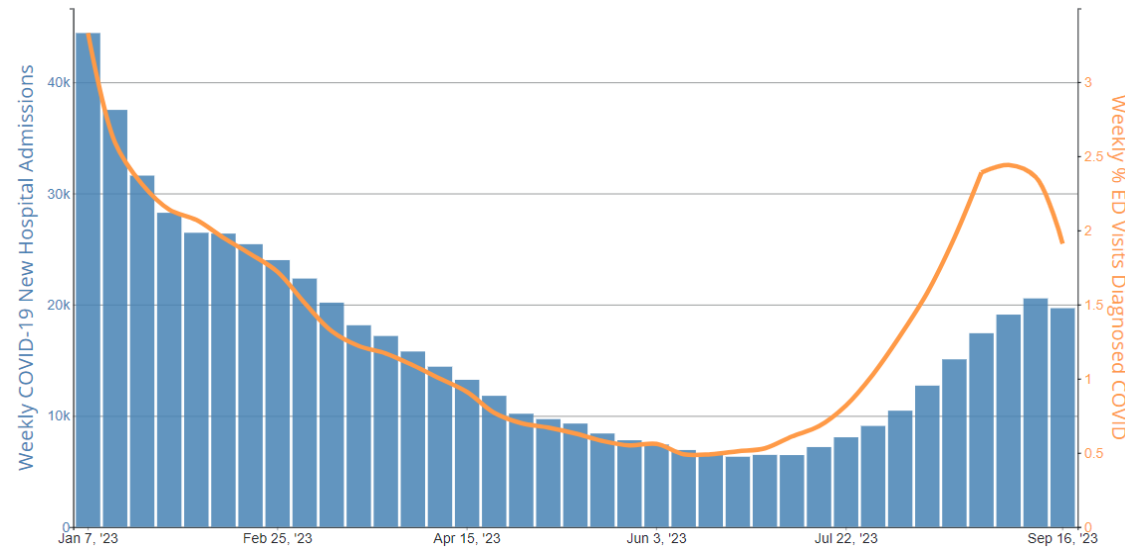
September 28, 2023



## National View – Week Ending September 16, 2023:

- New hospital admissions of patients with confirmed COVID-19 **remained stable (<5%)** to 2,811 previous week 7-day average
- **1.9%** of ED visits were with Diagnosed COVID-19

**Weekly COVID-19 New Hospital Admissions and % ED visits with Diagnosed COVID-19 in the United States Reported to CDC (2023)**

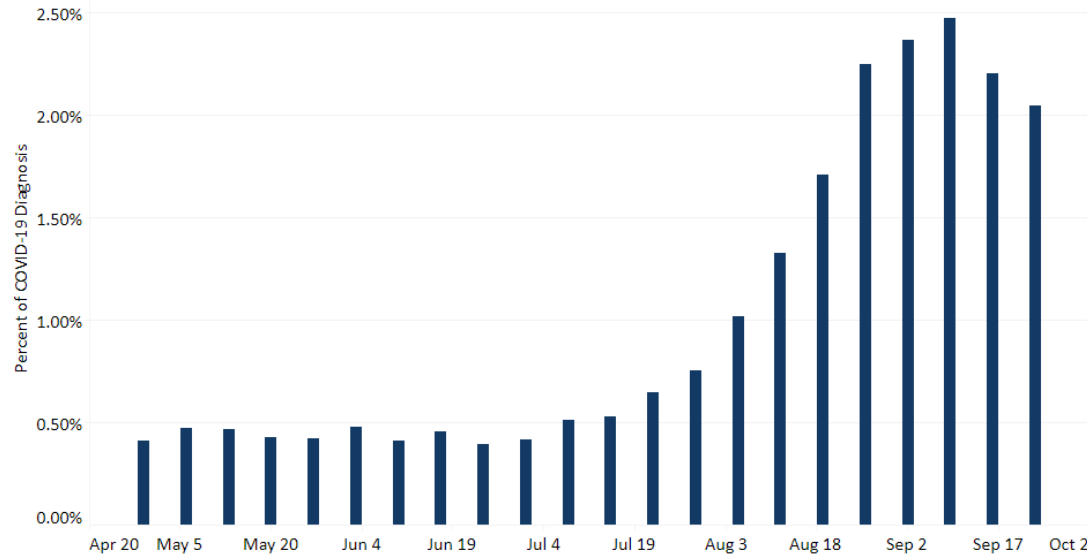


**Virginia Data: Week ending September 23 2023, MMWR week 38:**

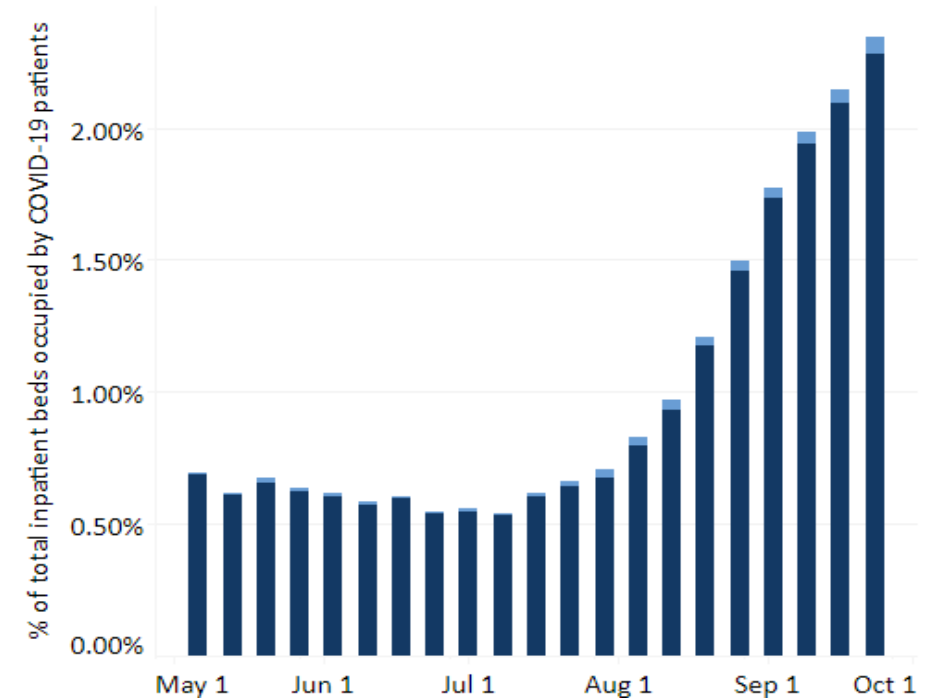
- **2.05%** of ED visits were for diagnosed COVID-19 (7% decrease from previous week)
- **2.34%** of inpatient beds in use for COVID-19 (9% increase from previous week)
- The number of deaths reported for this week was X (confirmed & probable)

% Beds Occupied by Patients with COVID-19 is **Low** 🟢

**Weekly Percent of Emergency Department Visits for Diagnosed COVID-19 in Virginia, April 2023 – September 2023**



**COVID-19 Hospital Beds in Use for COVID-19 Virginia, March 2023 – September 2023**



■ Pediatric  
■ Adult

🟢 Minimal (<2.0%) 🟡 Low (2.0% - 3.9%) 🟠 Moderate (4.0% - 5.9%)  
🔴 Substantial (6.0% - 7.9%) 🟡 High (≥8.0%)

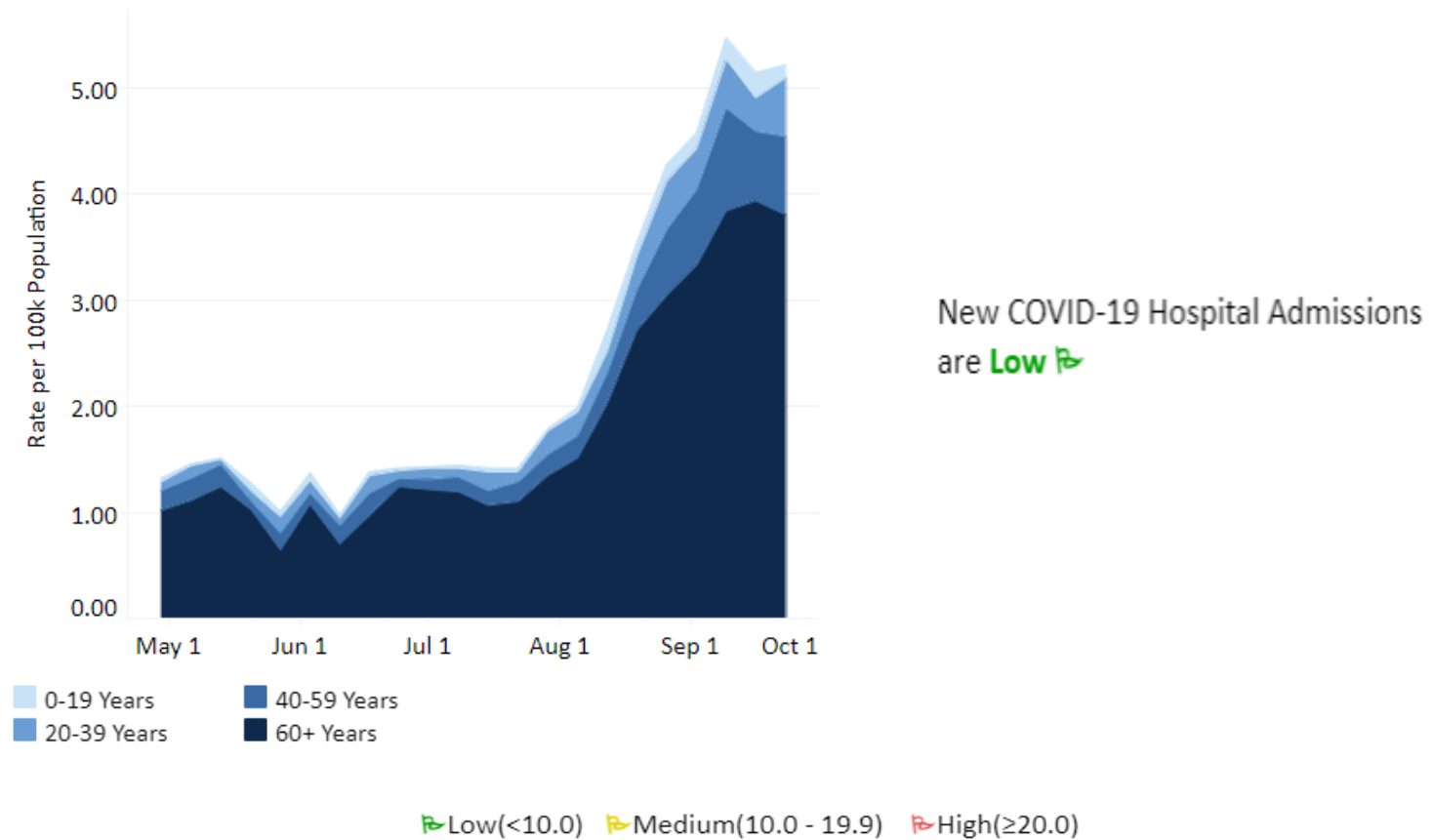
\*Source: [CDC COVID Data Tracker](#), [VDH COVID-19 Dashboard](#)

VDH Weekly Respiratory Disease Surveillance Report. Percentage change is calculated off updated case numbers from week prior.

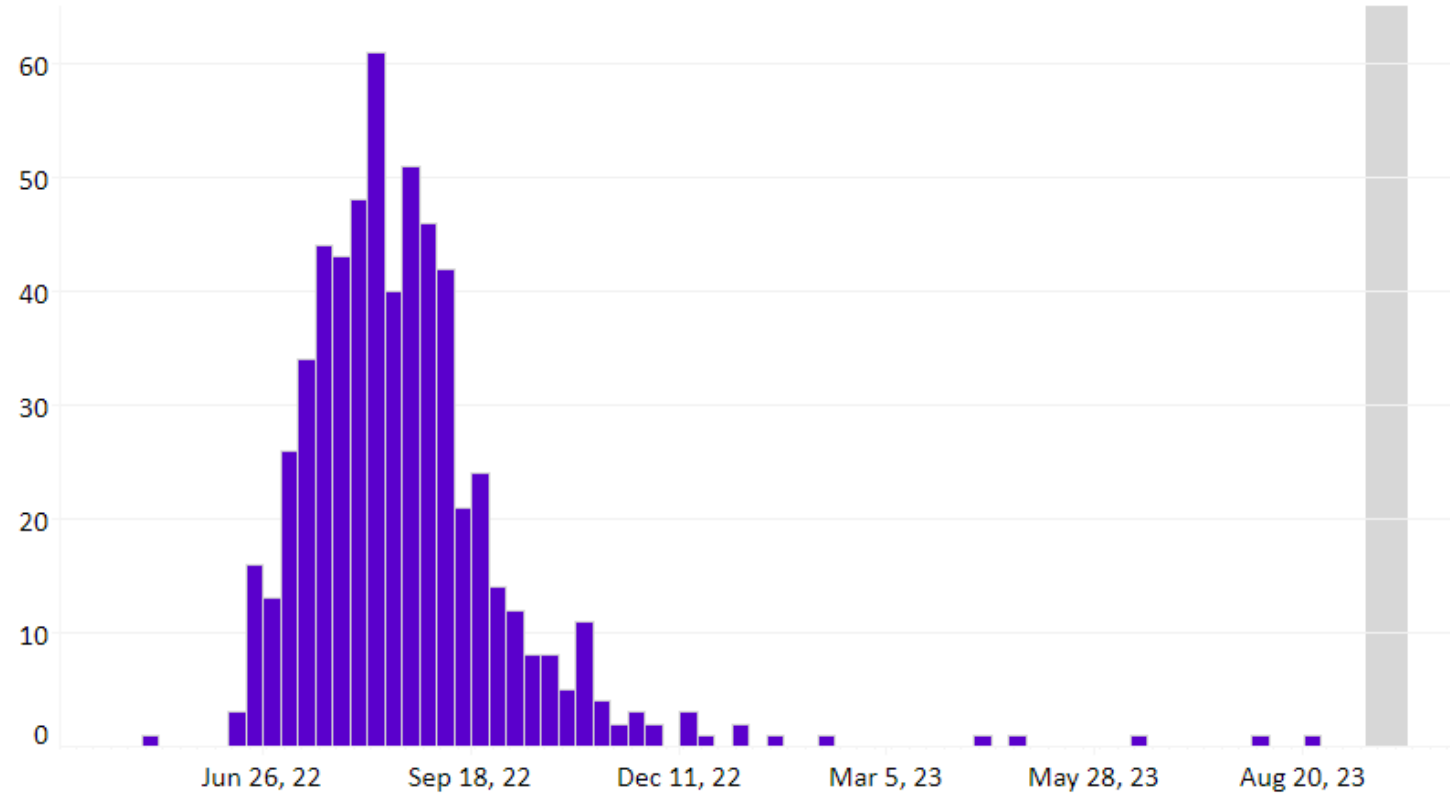
\*Data comparisons: Wednesday-Wednesday

**Virginia's COVID-19 Hospital Admissions for the week ending September 23, 2023:**

- 5.21 Hospital Admissions per 100,000 population
- <5% change from previous week



### Epi Curve of Mpox Cases (5/2022 – 9/2023)



### Mpox Cases By Age and Sex (as of 09/2023)

Age Group	Cases
0-9 Years	0 (0.0%)
10-14 Years	1 (0.2%)
15-19 Years	14 (2.4%)
20-29 Years	210 (36.5%)
30-39 Years	227 (39.5%)
40-49 Years	85 (14.8%)
50-59 Years	33 (5.7%)
60-69 Years	3 (0.5%)
70+ Years	2 (0.3%)
Sex	
Female	32 (5.6%)
Male	543 (94.4%)

<b>Total Cases</b>	<b>575</b>
<b>Hospitalizations</b>	<b>31</b>
<b>Deaths</b>	<b>2</b>

\*Data represent investigations with notifications submitted in VEDSS.