

It's All In A Game Putting fun back in classrooms


Margaret A. Mittelman, M.Ed., NREMT
Professor



Kirk E. Mittelman, M.Ed., NREMT
Paramedic Program Director



**MT. NEBO
TRAINING**



There is no I in TEAM



I've Got Balls...Ball Grabbing 101

- Let's Get Up
- Now Make A Circle
- Time To Listen To Instructions
- NOW WE PLAY



Blind Assumptions

- Please get in a circle
- Now put on your blindfolds
- TRUST US



5 USES OF ROPE without Duct Tape

- Circle To Square
- Make A Trail
- Human's Knot
- Stretcher Fetcher
- Tye One On



I HATE GAMES!!!

- Students will find them childish
- Not all students will learn by using games
- I don't know where to find ideas
- They take up a lot of time
- I really hate games
- ANY MORE?



Games Can Be A Positive

- Students will smile
- Students will learn
- Games can be made in minutes
- Games can be played in large or small groups
- You will get out of the box and enjoy yourself
- Builds continuity in the classroom



WHEN IS A GAME GOOD?

- Ice Breaker
- As a test
- As reinforcement
- To teach a topic
- Team Building
- To just enjoy class
- To change Attitude or Affective Behavior
- As a break from the norm



TIME TO SPLIT UP



- ½ of the group will be leaving to room for a few minutes
- ½ will be staying in the room for a few minutes
- Please follow instructions
- Talking can be done by ½ of the group

SECRETS TO EDUCATING THROUGH FUN

- Be yourself
- Use your imagination
- Keep questions SHORT
- And most of all HAVE FUN!



Planning Is Imperative To Success

- Let your imagination run wild
- Use the objectives of the topic you want to test or teach
- Do what you like to do
- Know your audience



Working Together Encourages Learning

- EMS Match Game
- Puzzling Looks
- Family Feud
- Haz Mat Scavenger
 - Time To Make A Game



NAME THAT EMS GAME

- EMS Checkers
- Make the heart and lungs
- Off To The Races
 - Time To Play
- EMS Survivor Scenario



EMS Survivor

You and your companions have just survived the crash of a small plane. Both the pilot and co-pilot were killed in the crash. It is mid-January, and you are in Northern Canada. The daily temperature is 25 below zero, and the night time temperature is 40 below zero. There is snow on the ground, and the countryside is wooded with several creeks criss-crossing the area. The nearest town is 20 miles away. You are all dressed in city clothes appropriate for a business meeting. Your group of survivors managed to salvage the following items:

EMS Survivor

- Your task as a group is to list the following 12 items in order of importance for your survival. List the uses for each. You **MUST** come to agreement as a group.



EMS Survivor

- Ball of steel wool
- Small axe
- Loaded .45 pistol
- Can of Crisco
- Newspaper each person
- Xtra shirt & pants each
- Cigarette lighter
- 20x20 heavy canvas tarp
- Plastic Sectional air map
- 1 quart of 100 proof whiskey
- A compass
- Family size chocolate bar each person



How to score

- Each team should list its top 5 choices in order prior to seeing the answer sheet.
- To award points, look at the ranking numbers on the answer sheet.
- Award points to each team's top choices according to the numbers here.
 - For example, the map would earn 12 points, while the steel wool would earn 2 points.
- Lowest score wins (and survives).

EMS Survivor Scoring

1. Cigarette lighter
2. Ball of steel wool
3. Xtra shirt & pants each
4. Can of Crisco
5. 20x20 heavy canvas tarp
6. Small axe
7. Family size chocolate bar each person
8. Newspaper each person
9. Loaded .45 pistol
10. 1 quart of 100 proof whiskey
11. A compass
12. Plastic Sectional air map




TIME TO TRY ONE OUT

- Let's get our contestants up here
- Today we will be playing in teams of 2!
- The audience is welcome to participate by Cheering, “Yee Hawing”, or even Laughing



Welcome To EMS Squares



- Where you only have to be able to play Tic Tac Toe
- Where you can review an exam
- Where you can learn along with have fun
- How do we do this?

Work Together/Learn Together

- Helium Stick
- The Price is Right
- EMS Bag Lady
- Body by Design
- Lava Flow
- Mine Sweep
- Wheel Of Fortune
- Monopoly EMS Style



A Small Sampling...

- [LINK TO JEOPARDY](#)
- [LINK TO WHO WANTS TO BE A PARAMEDIC](#)
- [A Pictionary Example](#)
- EMS FEAR FACTOR
- [EMS PASSWORD](#)



WHAT WAS INVOLVED IN THIS?

- We found something we liked
- We made up the game questions
- We found the outfit
- We tried it out
- Then improved it with each presentation
- Now we can adapt this game to any topic



WHAT PREPARATION IS NEEDED?

- Pick a topic
- Pick your audience
- Pick your favorite game
- Now get ready for the fun



WHERE CAN I GET IDEAS

- www.emsvillage.com
- Watch a little TV in the afternoon
- Play some games
- Any More?



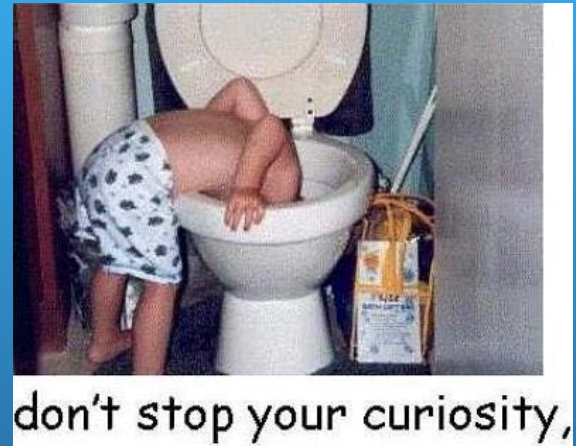


Using Your Imagination

- The group exercise is next
- Let your imagination run wild
- Use the objectives of the topic you want to test or teach
- A finished product is what we are after

TIME TO BUILD YOUR OWN GAME

- Team Up
- Pick your favorite game
- Pick a topic
- Write an objective you want to teach
- Now fit that objective into the game
 - Write one question that relates to the topic
- You have taken the first step



Presentation Time

- You get to try out your game on the group
- Don't be shy
- Don't hesitate
- Have fun with it



No Matter What You Do...HAVE FUN?



IN CLOSING

- Any questions
- Thank You
- ENJOY YOURSELF!



Margaret's Contact Information:

Email: mittelma@uvv.edu

Phone: (801) 372-3837



Kirk's Contact Information:

Email: Kmittelman@gmail.com

Phone: (801) 372-0928