

January 2021 | Virginia Office of EMS



Emergency Medical Technician

Program Rankings Based on 16th Percentile Peer-to-Peer Benchmark

Emergency Medical Technician

Program Rankings Based on 16th Percentile Peer-to-Peer Benchmark

Background

The 16th Percentile Peer-to-Peer Benchmark is used by the Office of EMS to compare Education Coordinators conducting like programs in contrast to one another.

This tool is used to by the Office of EMS to determine which programs are eligible for funding through the Virginia EMS Scholarship Program and to determine which Education Coordinators in the Commonwealth can serve as mentors for the Education Coordinator certification program.

Method




The 16th Percentile is calculated twice a year—in January and July—based on cognitive exam statistics and pass rates provided by the National Registry of Emergency Medical Technicians.

Pass rates are calculated based upon students who have attempted the National Registry cognitive exam. Virginia certified Education Coordinators control who is allowed to attempt the National Registry cognitive exam.

When calculating the 16th Percentile Peer-to-Peer Benchmark, the Office uses three years' of historical National Registry data and bases the benchmark 16th percentile number on the pass rates from the “Cumulative Pass within Three Attempts” at the National Registry cognitive exam.

EMT 16th Percentile Peer-to-Peer Benchmark

The 16th Percentile for Emergency Medical Technician programs from January 1, 2018 through December 31, 2020 is: 55%.

	Above the 16th percentile for Virginia and above National Registry.
	Above the 16th percentile for Virginia, but below National Registry.
	At or below the 16th percentile for Virginia and National Registry.

Program Name	Program Code	# Attempted the Exam	Cumulative Pass Within 3 Attempts
Arlington County Fire Department	VA-01305	66	100%
Brian McIntosh	VA-F120755001	48	100%
Chad Bryant	VA-F072300305	1	100%
Charles Harlow, IV	VA-F033079001	2	100%
Christopher Christensen	VA-F031812103	2	100%
Dawn R Broy	VA-F121517104	8	100%
Edward Owen Fisher II	VA-F070307901	11	100%
Eric Paul Newman	VA-F010608901	6	100%
Gary Wayne Ayers	VA-F073114102	1	100%
Gerald Wayne Griffith, Jr.	VA-F100562002	2	100%
Hampton Roads Regional EMS Academy (HRREMSA)	VA-74039	32	100%
Jack R Kearney	VA-F020910703	4	100%
James Dean Orndorff	VA-F062306903	4	100%
James-City County Fire Rescue	VA-83002	16	100%
Jolene Powell	VA-F031216501	1	100%
Kellyn Fain	VA-F102665005	12	100%
Kimberly Mills	VA-F040419903	28	100%
Maurice D. Bruce	VA-F060468001	6	100%
Monique Chartier Dixon	VA-F082508503	20	100%
Nicole Cherie Simpson	VA-F052500103	6	100%
Norfolk Fire Rescue	VA-71008	54	100%
Pamela Bertone	VA-F050905901	2	100%
Patrick Henry Community College	VA-08908	1	100%
Paul Goulart	VA-F063016503	4	100%
Roanoke Valley Fire EMS Training Center	VA-77505	22	100%
Robert R Coggsdale	VA-F090910101	3	100%
Sandra Petro Higgs	VA-F081005910	3	100%
Stephanie J. Corbin	VA-F102804703	4	100%
Steven Tillson	VA-F032008503	12	100%

Program Name	Program Code	# Attempted the Exam	Cumulative Pass Within 3 Attempts
Terrence J. McGregor	VA-F090307301	5	100%
Virginia Commonwealth University	VA-76011	7	100%
Angela Dawn Lauck	VA-F062006903	74	99%
Henrico Fire and EMS	VA-08718	59	98%
Edward Michael McDonald	VA-F082312424	66	97%
William Kenneth Carter	VA-F120670002	39	97%
Mary Hart	VA-F050704702	25	96%
Prince William County	VA-15312	121	96%
Lucian Alexander Mirra	VA-F081112106	22	95%
Mary Catherine Gardner	VA-F110515304	19	95%
Rappahannock Community College	VA-15904	20	95%
Shaun Wilson	VA-F010504102	20	95%
Michael Haubner	VA-F080912102	68	94%
Susan J.Truba	VA-F201201607	18	94%
William Freeman	VA-F120510107	18	94%
Associates in Emergency Care - BLS Accredited	VA-15315-1	88	93%
Central Virginia Community College	VA-68006	184	93%
Kevin Boyer	VA-F100306502	68	93%
Lauren Hartman	VA-F071005915	43	93%
Ray Mallory	VA-F082008701	44	93%
Thomas Harkin	VA-F072905902	166	93%
Michael Riddle	VA-F082979001	12	92%
Regina Richardson	VA-F201202793	13	92%
Catherine S Dunn	VA-F121708502	44	91%
Loudoun County Fire & Rescue	VA-10704	110	91%
Associates in Emergency Care	VA-15315	145	90%
Navy Region Mid-Atlantic Fire & E.S.	VA-71006	30	90%
Noah Hillstrom	VA-F011854002	168	90%
Chesterfield Fire/EMS	VA-04103	92	89%
Jeremy Scott Wampler	VA-F102201504	19	89%

Program Name	Program Code	# Attempted the Exam	Cumulative Pass Within 3 Attempts
Kevin Douglas Catlett	VA-F102518703	9	89%
Kevin Todd Holloway	VA-F050700101	9	89%
Michael Wade	VA-F072208501	18	89%
Brian McIntosh Weireter	VA-F060171005	25	88%
ECPI University	VA-70017	66	88%
Howard Paul Fleenor	VA-F121712101	41	88%
Jonathan Alford	VA-F010510901	17	88%
Rainey O. Dail	VA-F051480001	26	88%
Billie Beveridge	VA-F051663003	15	87%
Frederick County Fire and Rescue TC	VA-06906	53	87%
Southwest Virginia Community College	VA-18507	160	87%
University of Virginia Prehospital	VA-54008	23	87%
Central Shenandoah EMS Council	VA-79001	59	86%
Garland F Funkhouser Jr	VA-F102917101	7	86%
Ronald Kendrick	VA-F030205101	7	86%
Blue Ridge Community College	VA-01519	33	85%
Nathaniel Jay Davis	VA-F022112105	134	85%
Troy Jackson	VA-F081476006	13	85%
James Albert Allen Jr.	VA-F051503301	146	84%
Jeanette S. Mann	VA-F092900503	67	84%
Jenni-Meade Hartle	VA-F021203301	119	84%
Susan Walton	VA-F082901101	63	84%
William A. Tosick III	VA-F091517704	75	84%
Jeffrey McPhearson	VA-F091808701	24	83%
Katrina Ramos	VA-F012517901	6	83%
Lair Dayton Haugh	VA-F081600301	41	83%
Matthew Snyder	VA-F201404641	18	83%
Nick Morelos	VA-F041770003	42	83%
Tracey Fox	VA-F121201901	6	83%
Tyler Dean Flora	VA-F081706702	6	83%

Program Name	Program Code	# Attempted the Exam	Cumulative Pass Within 3 Attempts
Courtney Cave	VA-F100717102	11	82%
David Alan Harless	VA-F100514303	11	82%
Jodi Marie Johnson	VA-F081301502	28	82%
Warren Short, Jr	VA-F052504101	11	82%
James A. Dodson	VA-F031704101	16	81%
JODI SHIREY	VA-F022001101	16	81%
Thomas Nelson Community College	VA-83012	139	81%
Tiffany Almeida	VA-F071476005	21	81%
Alecia Hamm	VA-F053004701	40	80%
Gregory Neiman	VA-F090908701	55	80%
Jason A. Schumann	VA-F061406301	5	80%
Jessica Icaza	VA-F010912408	92	80%
Kathryn Buckley Hatter	VA-F100507901	15	80%
Northern Virginia Community College	VA-05906	245	80%
Saruhan Hatipoglu	VA-F040805913	40	80%
Stuart Davis	VA-F082707101	5	80%
Donna Marie Burns	VA-F070710901	19	79%
Megan Young	VA-F051010101	72	79%
Steven Todd Powell	VA-F060816504	87	79%
Alexander Feliciano	VA-F082965002	9	78%
Carolyn McGee	VA-F123109904	18	78%
City of Virginia Beach EMS Training	VA-81004	561	78%
Erica L. Cipko	VA-F201304056	9	78%
Wanda Driver	VA-F080916502	9	78%
Kimberly G. Madison	VA-F010117703	98	77%
Kirk Hallett	VA-F060508719	13	77%
Tidewater Community College	VA-81016	333	77%
Augusta County Fire & Rescue	VA-01525	33	76%
Hunter L Elliott	VA-F012877003	25	76%
John Tyler Community College	VA-04115	37	76%

Program Name	Program Code	# Attempted the Exam	Cumulative Pass Within 3 Attempts
Mark Garnett	VA-F122910103	17	76%
Piedmont Virginia Community College/UVA	VA-54006	25	76%
Radford University Carilion- BLS Accredited	VA-77007-1	29	76%
Adam LaChappelle	VA-F042977502	24	75%
Charles Earley	VA-F121579001	28	75%
Cody G. Jackson	VA-F071619701	12	75%
Dawn Titmus	VA-F050805301	24	75%
J Sargeant Reynolds Community College	VA-08709	4	75%
Linda Gail Johnson	VA-F021854001	12	75%
Radford University Carilion	VA-77007	105	75%
Tammy Lynn Johnson	VA-F081054003	20	75%
Timothy J Duffer	VA-F053114301	4	75%
Anthony Thomas Williams	VA-F122814701	23	74%
Gregory Cassis	VA-F100108707	31	74%
Johnna Griffin	VA-F022170001	50	74%
Michael Elliott Kirk	VA-F201801362	19	74%
Patricia Ann Mercer	VA-F070715301	426	74%
Jeffrey Lewis	VA-F030111704	44	73%
Les Greeley	VA-F092109901	15	73%
Linda Kay Miller	VA-F201403398	11	73%
Patrick H. Simmons	VA-F082504902	11	73%
Sandra Bailey	VA-F091112701	44	73%
Penny Kathleen Kelly	VA-F053006101	79	72%
Windy Gentry	VA-F052710902	18	72%
Amy Arlene Howard	VA-F102503303	45	71%
Andrew Isaacs	VA-F022216103	28	71%
Daryl Clements	VA-F111055004	38	71%
Romney Smith	VA-F061407101	45	71%
Jeffrey Tanner	VA-F081801301	10	70%

Program Name	Program Code	# Attempted the Exam	Cumulative Pass Within 3 Attempts
Jo Ann Lohr	VA-F102713702	10	70%
Mary Henry	VA-F090805915	23	70%
Joseph Sposa	VA-F112014501	19	68%
Tamara Lee McDaniel	VA-F120919301	22	68%
Brandon Hatcher	VA-F201200438	3	67%
Carolyn Rinaca	VA-F011209301	3	67%
Jairus Munson	VA-F090104105	21	67%
Jeffrey M. Reynolds	VA-F061614301	9	67%
Paul D. Camp Community College	VA-62003	12	67%
William Poteat	VA-F102759003	21	67%
Frank Chinn	VA-F011108701	51	65%
MICHAEL PRUITT	VA-F123006703	17	65%
Robert Byrd	VA-F110705701	17	65%
Seth Craig	VA-F201300073	46	65%
Angel Blood	VA-F201701713	11	64%
Kendra S. Sours	VA-F102813901	11	64%
Nancy S Burrows	VA-F010810903	22	64%
Rogger Nakia James	VA-F120463001	55	64%
Bobby Lester	VA-F020211701	8	63%
Earl Newlin Carter Jr	VA-F092019501	8	63%
Frederick Lee Wilson Jr	VA-F020977002	16	63%
Jefferson Leon Brittingham	VA-F102180002	57	63%
M. Terri Christman	VA-F051113103	24	63%
Max L. Bornstein	VA-F030514901	13	62%
Southwest Virginia EMS Council	VA-52003	53	62%
Amanda Hartless McComas	VA-F041416301	28	61%
Jackie Guilliams	VA-F090516101	10	60%
John Young	VA-F061373502	5	60%
Laura Ann Alexander	VA-F031116104	10	60%
Lucas Ward	VA-F022001104	5	60%

Program Name	Program Code	# Attempted the Exam	Cumulative Pass Within 3 Attempts
Michael Holland	VA-F031719901	5	60%
Sandra Ann Sokol	VA-F082015305	10	60%
Justin Gross	VA-F201503020	37	59%
Bradley Powers	VA-F121917302	24	58%
Kerry Henderson Flippen	VA-F120302901	12	58%
Leddyanne Dell	VA-F080206104	12	58%
Loretha J Barnes	VA-F061207701	12	58%
Adam C. Galton	VA-F071517105	7	57%
Bonnie Caplinger	VA-F122316501	7	57%
Daniel Douglass	VA-F120405907	7	57%
John D. Wanamaker	VA-F012855003	21	57%
Suzanne Helbert	VA-F081414101	23	57%
Wayne Woo	VA-F071404102	76	57%
Brian P Wilson	VA-F090659001	36	56%
Rodney Carroll Newton	VA-F010411101	39	56%
Dwayne E Witt	VA-F043001902	28	54%
Patrick H. Mason	VA-F030667003	19	53%
Arthur R. Lyles	VA-F031711101	6	50%
Benjamin Hart	VA-F102118501	6	50%
Cheree Hogan	VA-F201303933	2	50%
Dean E. Williams	VA-F122016501	4	50%
Lord Fairfax Community College	VA-06903	12	50%
Sandra Smith	VA-F041913301	2	50%
Thomas W. Andrews	VA-F201201702	20	50%
Timothy Kimble	VA-F062406101	2	50%
Erica Wood	VA-F103117701	15	47%
Joseph Michael Whalen	VA-F201700095	15	47%
Tommy B. Dingus	VA-F100919502	32	47%
Jason H. Johnson	VA-F080408301	11	45%
Jonathan David Joyce	VA-F010108905	20	45%

Program Name	Program Code	# Attempted the Exam	Cumulative Pass Within 3 Attempts
Lisa Davis	VA-F091906103	52	44%
Teddy W Anderson Jr	VA-F122708901	16	44%
Rachel Marie Edwards	VA-F201202124	7	43%
William Hall	VA-F041210101	7	43%
Belinda Sue Hodges	VA-F071506701	12	42%
Nathan Shockley	VA-F110716701	12	42%
Karen Cheatham Owens	VA-F110408501	22	41%
Christopher Scott Ross	VA-F112306101	5	40%
Rebecca J.S. Raines	VA-F120617901	20	40%
Amanda Pulley	VA-F011109301	21	38%
Ray Mason	VA-F091603701	21	38%
Jake D Miller Jr	VA-F090581001	36	36%
Stephanie Brown	VA-F061801503	11	36%
Ethan Clark	VA-F042211701	3	33%