

How to Become a Stop the Bleed Instructor

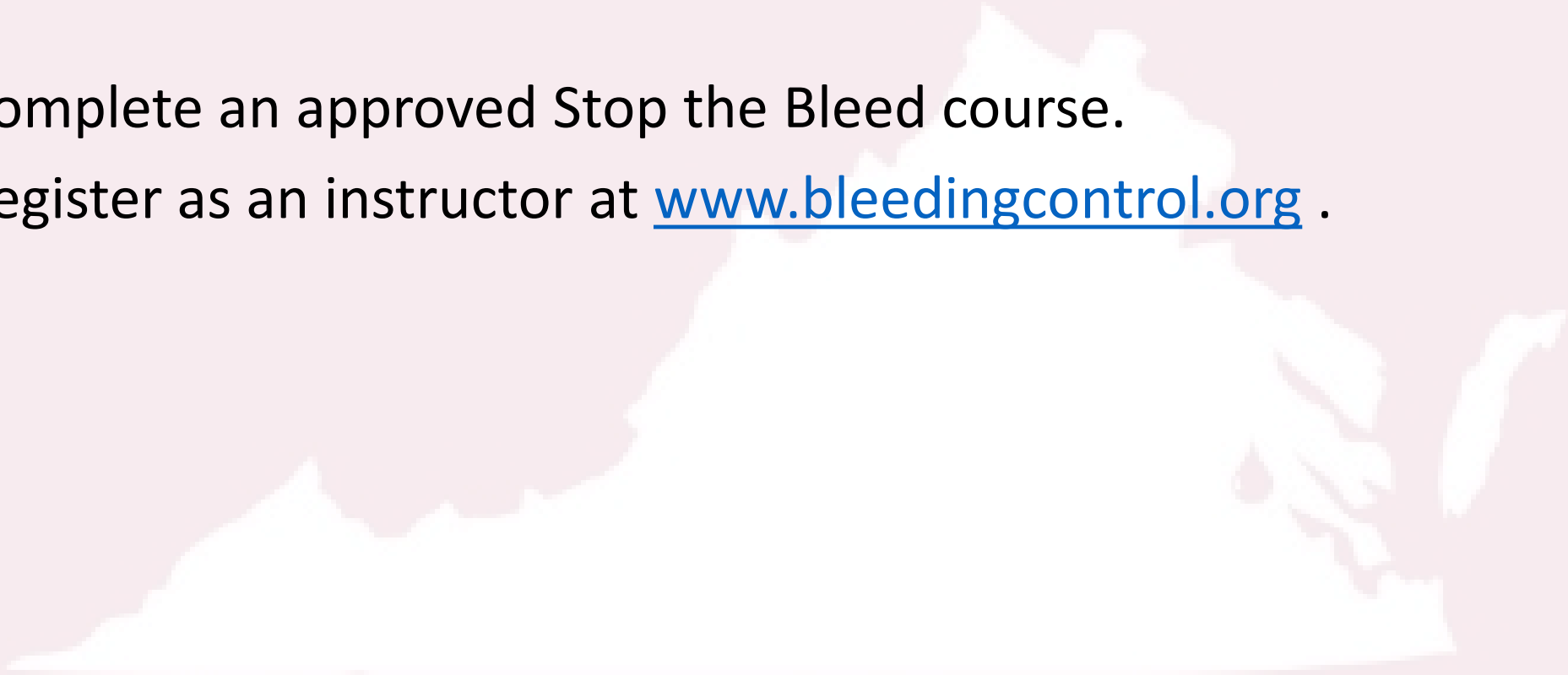
Who can become an instructor?

- ✓ Any MD, DO, RN, CRNA, NP, PA, DDS, DMD, DVM, PharmD, LVN, LPN, RD, RT, PT, OT, Paramedic, EMT, EMR/First Responder, Ski Patrol, Athletic Trainer, TCCC-MP Provider (both actively practicing and retired providers are eligible to be instructors)
- ✓ Any PHTLS instructor
- ✓ Any TCCC/TECCC instructor
- ✓ Any ATCN/TNCC instructor
- ✓ Any ATLS instructor
- ✓ Any NAEMT instructor

...who has successfully completed the Bleeding Control Basic Course

Steps to become an instructor.

1. Complete an approved Stop the Bleed course.
2. Register as an instructor at www.bleedingcontrol.org .



Save a life! | Bleeding Control Kits are now available. Visit the online store.  Purchase



AMERICAN COLLEGE OF SURGEONS
*Inspiring Quality:
Highest Standards, Better Outcomes*

100+years

BLEEDINGCONTROL.ORG



THE
COMMITTEE
ON TRAUMA



Contact Us

STOP
THE BLEED

SAVE A LIFE

Enter Keyword



About

News Updates

Resources

Instructors


Store

Find a Class

 **Instructor Portal**

[New Instructor Registration](#)

[Bleeding Control FAQ](#)



Instructor registration form

Contact Information

Name *

Email *

City *

State *

Country *

Phone (optional)

Instructor registration form

Your Profession: *

- ☐ Emergency Medical Technician/Emergency Medical Responder/Sworn Law Enforcement Officer/Paramedic/Ski Patrol
- ☐ Registered Nurse/Nurse Practitioner/Certified Registered Nurse Anesthetist/Licensed Vocational Nurse/Licensed Practical Nurse
- ☐ Physician Assistant
- ☐ Surgeon/Physician
- ☐ Dentist/Veterinarian/Pharmacist/Respiratory, Physical, or Occupational Therapist/Certified Athletic Trainer/Registered Dietitian/DPM/Chiropractor
- ☐ Other (Please provide background information in the comments section)

Have you been an instructor for a previous Bleeding Control OR Stop the Bleed course? *

- ☐ Yes
- ☐ No

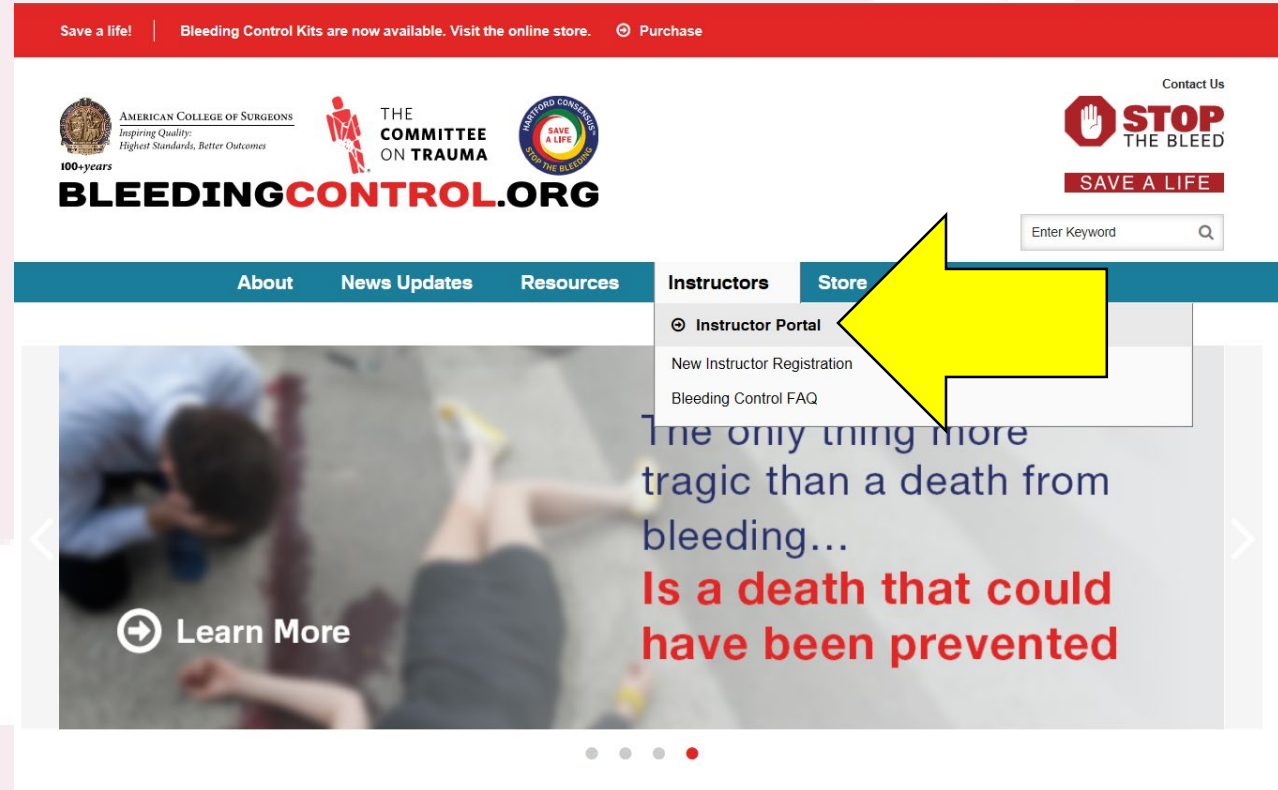
Have you taken and completed a Bleeding Control OR Stop the Bleed course? *

- ☐ Yes
- ☐ No

Additional comments or questions

Once you're approved, you will be emailed login info.

Log in as an instructor...



[Contact Us](#)

BLEEDINGCONTROL.ORG

[Home](#)

Bleeding Control Instructor Portal

Thank you for participating in the American College of Surgeons Committee on Trauma Bleeding Control Education and Information Program. As a course instructor, you perform an important role as an ambassador for this training program, empowering civilians so they are able to provide immediate intervention and bleeding control to a victim of traumatic injury. Please log in below to access the instructor portal containing: your profile, various instructor resources (including the Bleeding Control Basic presentation and certificate), and the Class listing pages where you will post and manage your scheduled classes.

If you have not yet registered to be an instructor for the Bleeding Control Basic Course, please follow the links below and read the documents regarding instructor and course guidelines; you will be asked to confirm your agreement to the terms outlined in the documents when you complete your instructor registration. Once you have read the documents, please [CLICK HERE](#) for the new instructor registration request. You will be redirected to a brief form through which you will submit your request to become a Bleeding Control instructor with full access to the materials and Class listing pages.

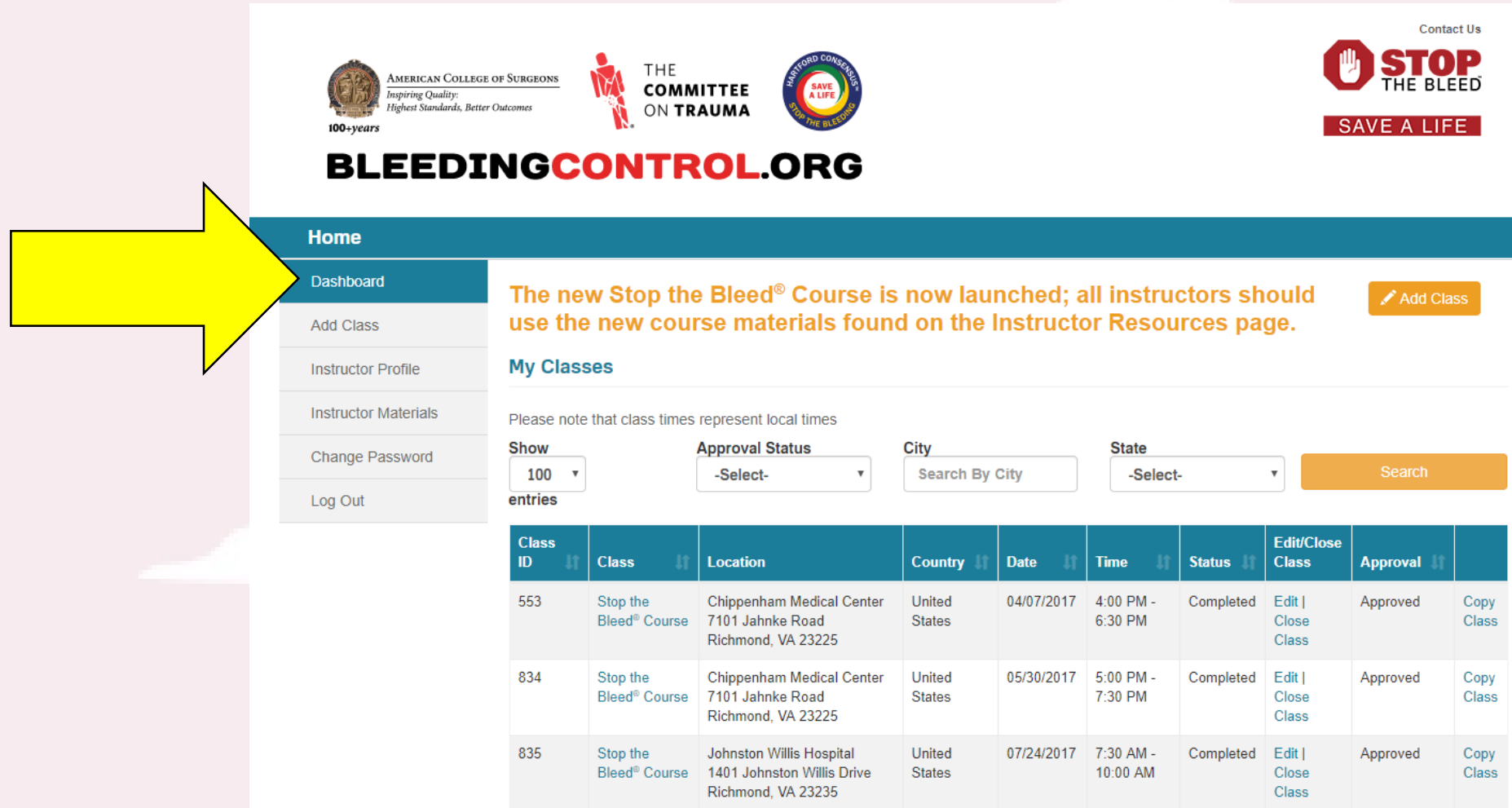
Again, thank you for your support in the Bleeding Control Education and Information Program. Your efforts may well SAVE A LIFE.

[Instructor Manual](#)[Course Guidelines](#)

Registered Instructors

☐ Remember me?[Log in](#)

The instructor dashboard lists all of your registered classes.



The screenshot shows the instructor dashboard for BleedingControl.org. The header includes logos for the American College of Surgeons, The Committee on Trauma, and the Hartford Consensus, along with the 'STOP THE BLEED' logo and a 'SAVE A LIFE' banner. The main navigation bar has a 'Home' tab and a sidebar with links: Dashboard, Add Class, Instructor Profile, Instructor Materials, Change Password, and Log Out. A yellow arrow points to the 'Dashboard' link. The main content area displays a message about the new Stop the Bleed course, a 'My Classes' section with search filters (Show 100 entries, Approval Status, City, State), and a table of registered classes.

BLEEDINGCONTROL.ORG

Home

- Dashboard
- Add Class
- Instructor Profile
- Instructor Materials
- Change Password
- Log Out

The new Stop the Bleed® Course is now launched; all instructors should use the new course materials found on the Instructor Resources page. [Add Class](#)

My Classes

Please note that class times represent local times

Show entries

Approval Status

City


State

[Search](#)

Class ID	Class	Location	Country	Date	Time	Status	Edit/Close Class	Approval	
553	Stop the Bleed® Course	Chippenham Medical Center 7101 Jahnke Road Richmond, VA 23225	United States	04/07/2017	4:00 PM - 6:30 PM	Completed	Edit Close Class	Approved	Copy Class
834	Stop the Bleed® Course	Chippenham Medical Center 7101 Jahnke Road Richmond, VA 23225	United States	05/30/2017	5:00 PM - 7:30 PM	Completed	Edit Close Class	Approved	Copy Class
835	Stop the Bleed® Course	Johnston Willis Hospital 1401 Johnston Willis Drive Richmond, VA 23235	United States	07/24/2017	7:30 AM - 10:00 AM	Completed	Edit Close Class	Approved	Copy Class

Use the portal to add a class.

(This allows data to be captured and students to search for your class.)



The screenshot displays the BleedingControl.org portal interface. At the top, logos for the American College of Surgeons (100+ years), The Committee on Trauma, and the Hartford Consensus (Save A Life) are visible, along with the 'STOP THE BLEED' logo and a 'Contact Us' link. The main header is 'BLEEDINGCONTROL.ORG'. A sidebar on the left contains navigation links: Home, Dashboard, Add Class (highlighted by a yellow arrow), Instructor Profile, Instructor Materials, Change Password, and Log Out. The main content area features a 'Welcome!' message, a 'My Classes' section, and a search interface. The search interface includes a 'Show' dropdown (set to 100), an 'Approval Status' dropdown (set to -Select-), a 'City' search box (containing 'Search By City'), a 'State' dropdown (set to -Select-), and a 'Search' button. Below the search interface is a table with columns: Class ID, Class, Location, Country, Date, Time, Status, Edit/Close Class, and Approval. The table currently displays 'No data available in table'. At the bottom, it shows 'Showing 0 to 0 of 0 entries' and 'Previous' and 'Next' navigation buttons.

AMERICAN COLLEGE OF SURGEONS
Inspiring Quality:
Highest Standards, Better Outcomes
100+years

THE COMMITTEE ON TRAUMA

HARTFORD CONSENSUS
SAVE A LIFE
STOP THE BLEEDING

STOP THE BLEED
SAVE A LIFE

Contact Us

BLEEDINGCONTROL.ORG

Home

Dashboard

Add Class

Instructor Profile

Instructor Materials

Change Password

Log Out

Welcome!

My Classes

Please note that class times represent local times


Show Approval Status City State

entries


Class ID	Class	Location	Country	Date	Time	Status	Edit/Close Class	Approval
No data available in table								

Showing 0 to 0 of 0 entries


The instructor materials are all available on the portal.



AMERICAN COLLEGE OF SURGEONS
Inspiring Quality:
Highest Standards, Better Outcomes
100+years




THE
COMMITTEE
ON TRAUMA



HARTFORD CONSENSUS
SAVE A LIFE
STOP THE BLEEDING

Contact Us



STOP
THE BLEED

SAVE A LIFE

BLEEDINGCONTROL.ORG

Home

Dashboard

Add Class

Instructor Profile

Instructor Materials

Change Password

Log Out

Welcome!

[Add Class](#)

My Classes

Please note that class times represent local times

Show

100 ▾

Approval Status

-Select- ▾

City

Search By City

State

-Select- ▾

Search

entries

Class ID	Class	Location	Country	Date	Time	Status	Edit/Close Class	Approval
No data available in table								

New Stop the Bleed® Version 2.0 Course

Below is a list of materials for the new Stop the Bleed Version 2.0 course. You may start using these materials to conduct your course.

Download Course Materials

Brief Backgrounder

A short description of the programs history, need, and mission

Instructor Guide

Basic instructions and requirements for planning your class

Course Guidelines

Expanded instructions on use of materials, logos, etc.

Stop the Bleed® Version 2.0 Presentation PDF **New!**

Click the above link to download the PDF version of the presentation.

Please note: For best results viewing the presentation PDF with embedded videos, please **download** the file rather than viewing it in a browser window by right-clicking on the link and choosing the "Save As..." option in the menu (in Chrome and Firefox: "Save link as..."; in Internet Explorer: "Save target as...").

Stop the Bleed® Version 2.0 Presentation PowerPoint **New!**

Click the above link to download the PPT version of the presentation with instructor notes.

AUSTRALIA-ONLY Bleeding Control Version 2.0 Presentation PowerPoint **New!**

Click the above link to download the PPT version of the presentation.

Stop the Bleed® Certificate Version 2.0 **New!**

Click the above link to download the Stop the Bleed® certificate for attendees.

Participant Sign-In **New!**

Click the above link for a recommended sign-in sheet for participants.

* You do not need to submit the completed sign in sheet. You may keep the completed form of your records after you have closed your course online.

The Basics of Bleeding Control Booklet ("What Everyone Should Know to Stop Bleeding After an Injury")

Basic informational guide for class participants that you may download and print this booklet for your class.

Stop the Bleed, Save a Life Poster

Official Stop the Bleed poster; download and print for use in your institution or class



What you will need to teach a course...



Obtaining course supplies

American College of Surgeons
<https://controlbleedingkits.com>



Personal Bleeding Control Kit
\$69.00



Premium Personal Bleeding Control
Kit
\$99.00



Portable Bleeding Control Bag
\$650.00



Wall-Mounted Bleeding Control
Station
\$800.00



Training Kit
\$950.00



Instructional Poster (qty 1-500)
\$5.00



C-A-T® Tourniquet – Orange
\$29.99























C-A-T® Tourniquet – Blue (for
Training)
\$32.99

Obtaining course supplies

Active Threat Solutions

<https://www.activethreatgear.com/>



				
Bleeding Control Part Task Trainer \$3,493.75	Z-Medica Hemorrhage Control Training Kit \$400	Wounds in a Box From \$200	Quad Bleed Supply Tube \$94.99	Bleed Control Training Kit - Starter Kit \$86.99
				
Training Blood Pump From \$65.99	Double Bleed Supply Tube \$49.99	SOF Tactical Tourniquet Wide (SOFTTW) \$29.99	NAR Combat Applications Tourniquet (CAT) \$29.99	Single Bleed Supply Tube \$29.99
				
Training Blood Tote From \$23.99	Chux Underpads (Pack of 100) \$23.99	STAT Tourniquet \$18.99	Bleed Containment Tub \$12.99	Nitrile Examination Gloves - Box of 100 \$9.99
				










Obtaining course supplies

Heroes Apparel

<http://www.heroesapparel.com/>

1614 Ownby Ln
Richmond, VA 23220
(804) 267-3424

M-F 8 AM – 5 PM

 <p>\$28.99 - \$35.59 List: \$29.99 - \$35.99 Save up to \$1.00 N.A. Rescue Combat Application Tourniquet In-Stock</p> <p>Add to Cart VNAAR-30-0001</p>	 <p>\$11.95 - \$31.17 List: \$12.25 - \$32.99 Save up to \$6.82 SWAT-T Tourniquet ★★★★★ (2) In-Stock</p> <p>Add to Cart V-SWAT-T</p>	 <p>\$2.59 List: \$3.99 Save \$1.40 DUKAL Emergency Pressure Dressing In-Stock</p> <p>Add to Cart VDUK1050</p>
 <p>\$1.59 List: \$4.99 Save \$3.40 Kendall Xeroform Occlusive Petrolatum Gauze, 5"x9" (2) In-Stock</p> <p>Add to Cart VKEN8884433605</p>	 <p>\$0.99 - \$49.99 List: \$1.99 - \$49.99 Save up to \$10.00 Kendall Vaseline Petroleum Gauze In-Stock</p> <p>Add to Cart VKEN8884413605</p>	 <p>\$2.47 List: \$2.49 Save \$0.05 H & H Medical Corporation Combat Medic Tape In-Stock</p> <p>Add to Cart VHCMTD1</p>
 <p>\$11.39 List: \$14.24 Save \$3.25 H & H Medical Corporation Tension Pneumothorax Decompression Needle In-Stock</p> <p>Add to Cart VWHHTPD1</p>	 <p>\$19.99 List: \$23.99 Save \$4.00 Z-Medica EMS Rolled Gauze In-Stock</p> <p>Add to Cart VZMA-475</p>	 <p>\$42.89 List: \$51.99 Save \$9.10 Z-Medica Z Fold QuikClot Combat Gauze LE In-Stock</p> <p>Add to Cart VZMA-350</p>

Teach your class!

- ✓ Plan for 2-hour class
- ✓ Maintain 1:8 instructor-to-student ratio
- ✓ Consider joining coalition course research databank
- ✓ Partner with trauma center or local fire/EMS organization as needed for equipment or supplies

When your class is finished...



When your class is finished...

- ✓ Successful completion = student attended the entire course AND demonstrated all practical skills.
- ✓ Email course completion certificates.



When your class is finished...

✓ Close the course at www.bleedingcontrol.org

Dashboard

Add Class

Instructor Profile

Instructor Materials

Change Password

Log Out

Welcome!

My Classes

Please note that class times represent local times

Show

100

entries

Approval Status

-Select-

City

Search By City

State

-Select-

Class ID	Class	Location	Country	Date	Time	Status	Edit/Close Class
553	Bleeding Control Basics	Chippenham Medical Center 7101 Jahnke Road Richmond, VA 23225	United States	04/07/2017	4:00 PM - 6:30 PM	Completed	Edit Close Class
834	Bleeding Control Basics	Chippenham Medical Center 7101 Jahnke Road Richmond, VA 23225	United States	05/30/2017	5:00 PM - 7:30 PM	Completed	Edit Close Class
835	Bleeding Control Basics	Johnston Willis Hospital 1401 Johnston Willis Drive Richmond, VA 23235	United States	07/24/2017	7:30 AM - 10:00 AM	Completed	Edit Close Class

Close Class

*Actual Class Attendees

13

*Number of Males

3

*Number of Females

10

*What were the age groups represented by the participants?

☐ 12 and under

☐ 13 – 17

☒ 18 – 30

☒ 30 – 45

☒ 45 – 65

☐ 65 and older

*Which racial/ethnic categories were represented by the participants?

☐ Asian

☐ Black & African American

☐ Hispanic or Latino

☐ Middle Easterners & North Africans


☐ Native American & Alaska Natives

☐ Native Hawaiians & other Pacific Islanders

☒ White

Close

Save changes



Nervous about your first class??

- ✓ Reach out to your closest trauma center for help.
- ✓ Reach out to your local Fire/EMS agency for help.
- ✓ Reach out to your local police/sheriff's department for help.
- ✓ Come teach with the Central Virginia Coalition to Stop the Bleed!



Central Virginia Coalition to Stop the Bleed

- Johnston-Willis Hospital
- Chippenham Hospital
- VCU Medical Center
- Children's Hospital of Richmond at VCU
- Henrico Doctors' Hospital

Central Virginia Coalition to
STOP THE BLEED