



By The Numbers



Virginia Heart Attacks[^]


44%

Drop in heart attack death rates[†] between 1998-2008



18%

Drop in primary heart attack hospitalization rates[‡] between 1999-2008



1,347

Fewer Virginians died from heart attacks in 2008 than 1998

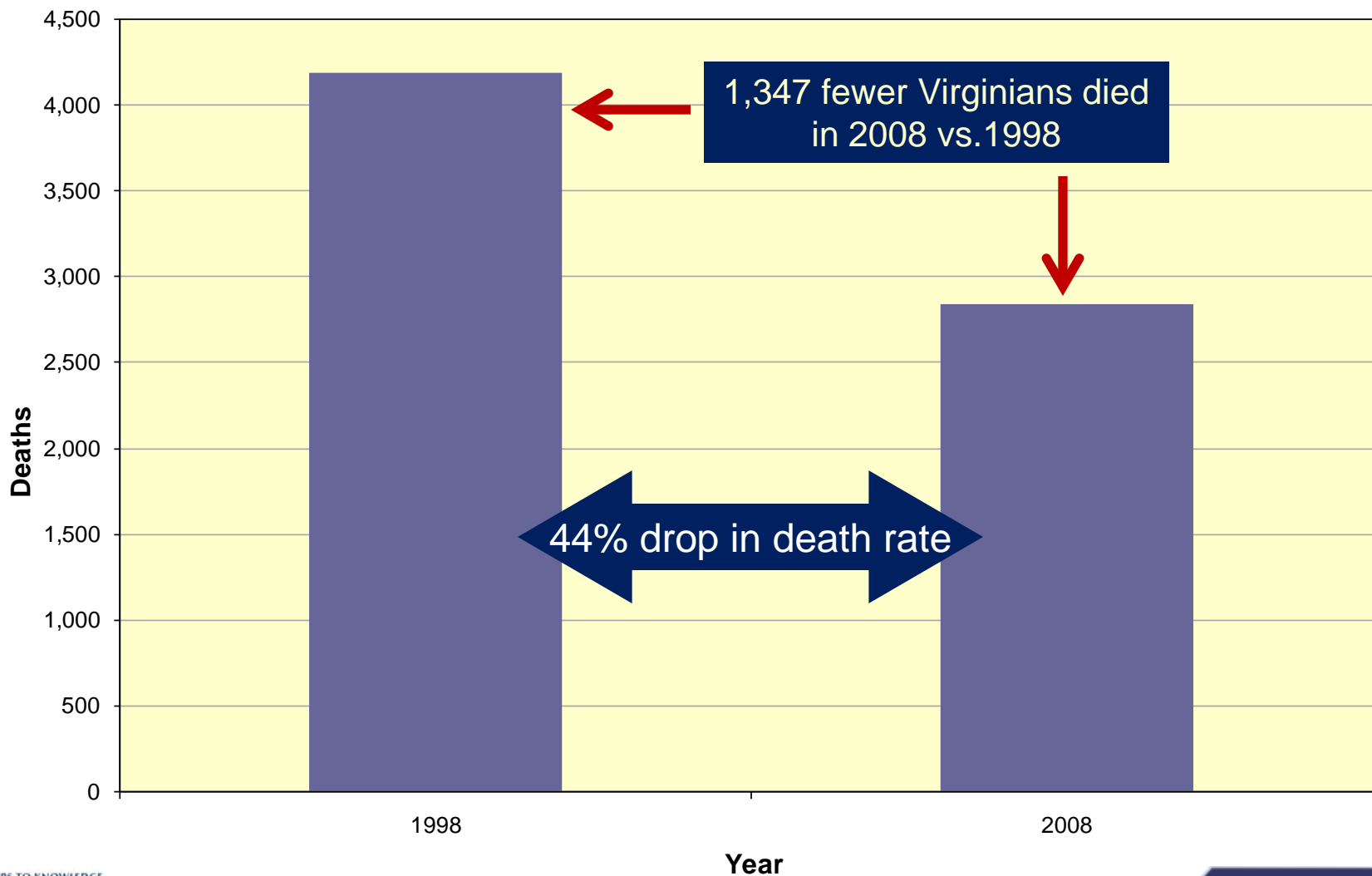


20%

The disparity for heart attack rates[†] among African Americans compared to all other races in 2008



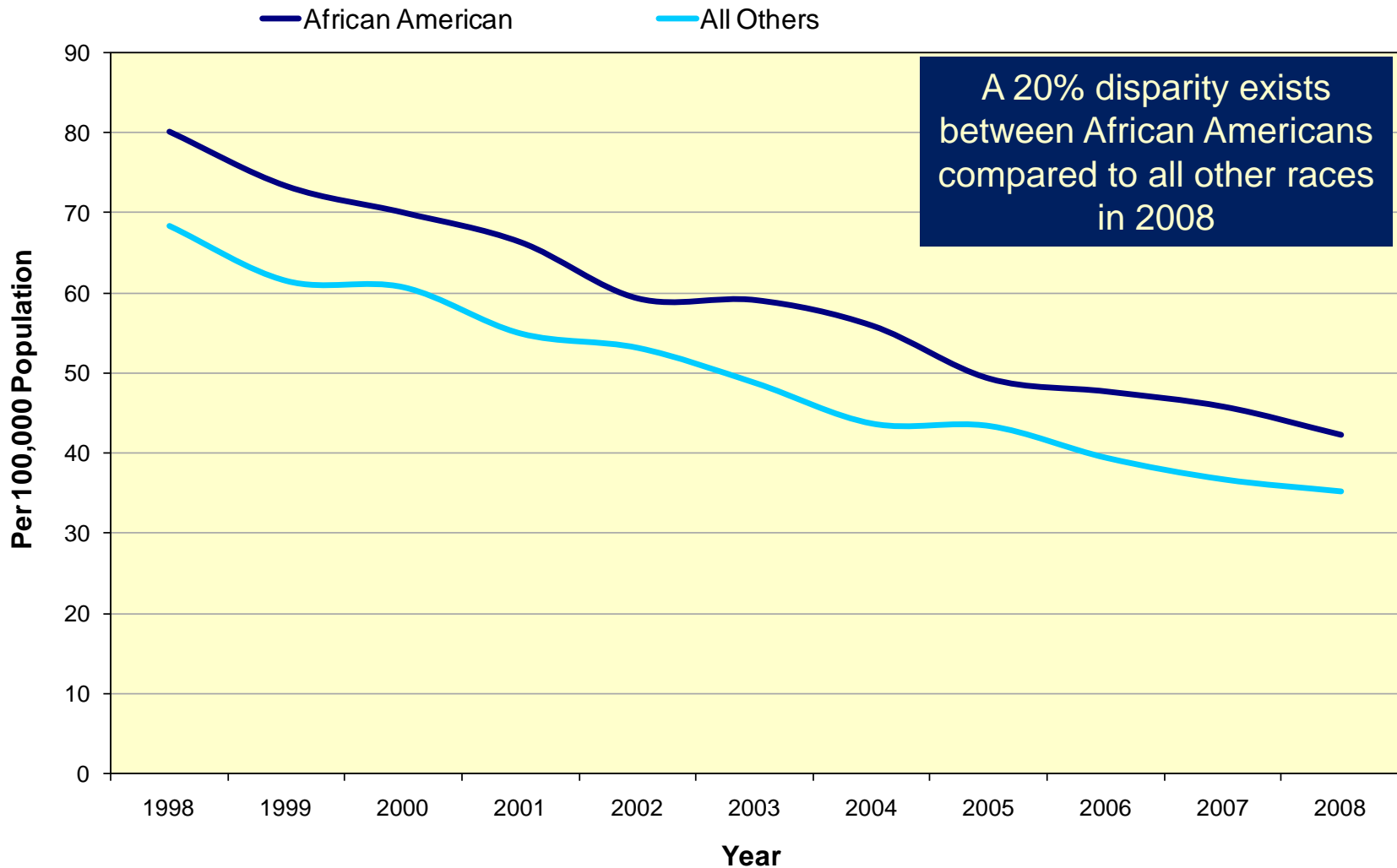
Virginia Resident Deaths from Heart Attacks[^] 1998 - 2008



[^] Myocardial infarctions (MI)
Data Source: VDH Division of Health Statistics
Prepared by: Health Informatics & Integrated Surveillance Systems – Division of Disease Prevention - Office of Epidemiology



Virginia Resident Death Rates[†] from Heart Attacks[^] by Race 1998 - 2008



A 20% disparity exists between African Americans compared to all other races in 2008

[†] Age-adjusted death rates / 100,000 population. Population data from U.S. Census Bureau
[^] Myocardial infarctions (MI)
Data Source: VDH Division of Health Statistics
Prepared by: Health Informatics & Integrated Surveillance Systems – Division of Disease Prevention - Office of Epidemiology



Heart Attack[^] Rates[†] Among Virginia Residents 1999 - 2008

