

# Victimization

## Bullied | Teased

### Key Highlights

#### Bullied

- In 2019, middle school students who experienced cyberbullying, were more likely to report suicidality (47.9%), not feeling good about themselves (46.8%), ever drank alcohol (31.0%) and ever used electronic vapor products (24.3%).
- Female students were significantly more likely than male students to experience any form of bullying and to report not feeling good about themselves (52.2% vs 28.5%).
- Among those who experienced being bullied, 33.8% reported that they considered attempting suicide, 22.9% made a suicide plan, and 15.7% attempted suicide.
- NH Black students (72.8%) were significantly more likely than NH Other (57.6%), Hispanic (54.3%) and NH White students (43.4%) to experience any form of bullying and to report physical fighting.

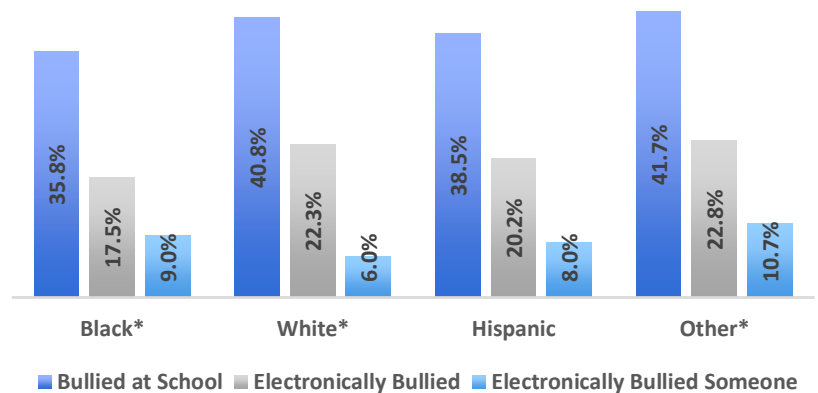
#### Teased

- In 2019, 30.8% of middle school students were teased because of their race or ethnic background or were teased because someone thought that they were gay, lesbian, or bisexual.
- Female students were more three times more likely as male students to experience any form of teasing and reported suicidality (56.0% vs 33.2%).
- Compared to female students, males who experienced teasing because of their race or ethnic background had a higher likelihood of reporting ever being involved in a physical fight (68.1% vs 51.7%).
- Students who experienced teasing because someone thought they were gay, lesbian, or bisexual had a higher likelihood of reporting being in a physical fight than students who experienced teasing because of their race or ethnic background (69.4% vs 63.2%).

### Introduction

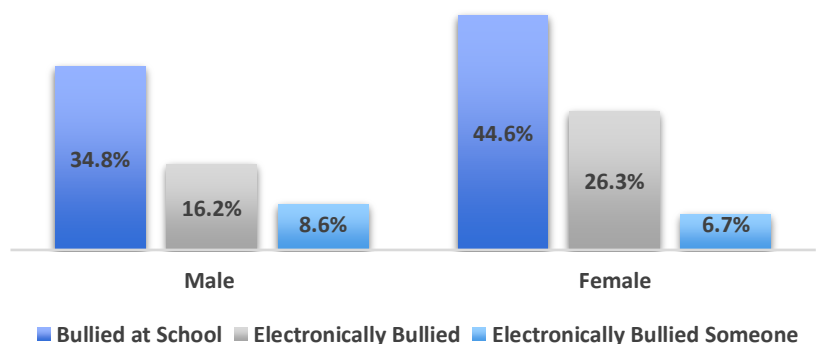
Bullying is a damaging behavior that impacts 1 in 5 adolescents in the U.S.<sup>1</sup> The effects of bullying, in all forms, have severe immediate and long-term consequences. In 2019, 46.7% of Virginia middle school students experienced at least one form of bullying, bullying on school property or cyberbullying. Research has also shown that adolescents who bully others, are just as likely to suffer from the serious and long-lasting negative effects.<sup>2</sup> For example, 80.4% of middle school students who electronically bullied someone were likely to experience any form of bullying themselves.

**Figure 1:** Percentage of Students who were victims of bullying on school property, electronically bullied and bullied someone by Race and Ethnicity, VYS, 2019

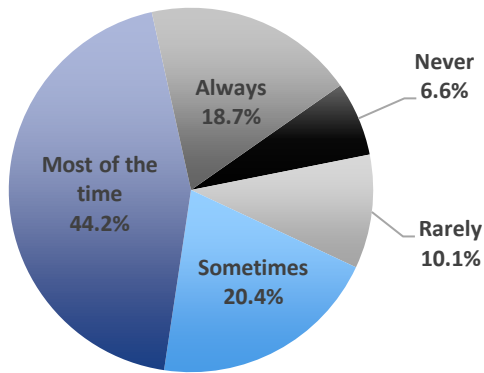


\*Non-Hispanic (NH)  
Other = Asian\*, Multiple Races\*, All other Races\*

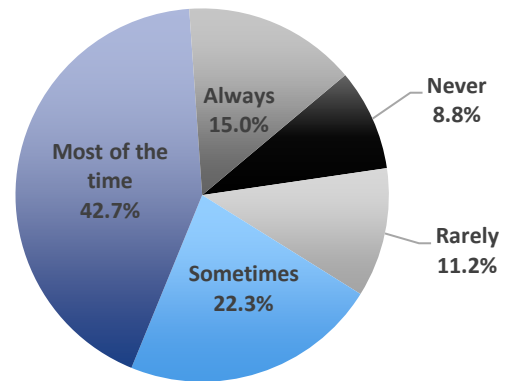
**Figure 2:** Percentage of Students who were victims of bullying on school property, electronically bullied and bullied someone by Sex, VYS, 2019



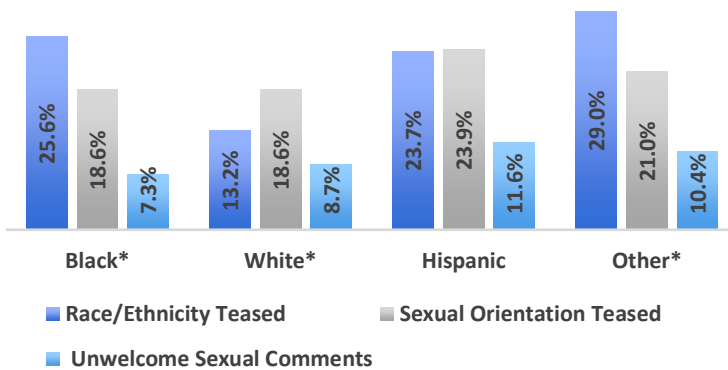
**Figure 3:** Chart of How often Students who were victims of bullying felt safe and secure at school, VYS, 2019



**Figure 6:** Chart of How often Students who were victims of teasing felt safe and secure at school, VYS, 2019

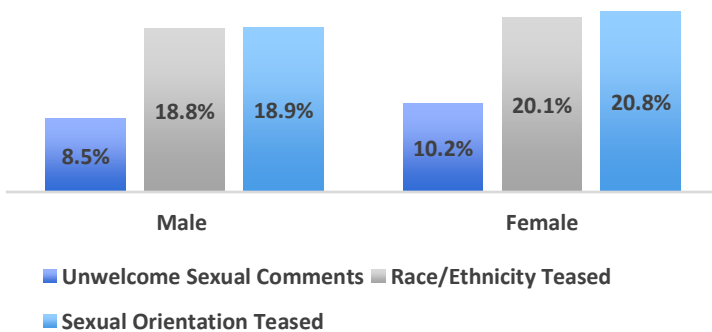


**Figure 4:** Percentage of Students who were victims of teasing because of their race/ethnicity, sexual orientation and received unwelcomed sexual comments by Race and Ethnicity, VYS, 2019



\*Non-Hispanic (NH)  
Other = Asian\*, Multiple Races\*, All other Races\*

**Figure 5:** Percentage of Students who were victims of teasing because of their race/ethnicity, sexual orientation and received unwelcomed sexual comments by Sex, VYS, 2019



**Table 1 :** Prevalence and Adjusted Odds Ratio (95% Confidence Interval) of bullying and teasing victimization by selected risk indicators, VYS, 2019

Risk Indicator	Percentage (%) <sup>*</sup>	Adjusted OR <sup>a</sup> (95% CI) <sup>b</sup>
<b>Bullied**</b>		
Mental Health <sup>c</sup>	41.6%*	2.4 (1.9 – 3.1)
Suicidality <sup>d</sup>	38.5%*	3.6 (1.6 – 2.7)
Ever used electronic vapor products <sup>e</sup>	18.9%*	1.9 (1.5 – 2.5)
Ever used drank alcohol <sup>f</sup>	26.7%*	1.8 (1.5 – 2.2)
Physical Fight <sup>g</sup>	53.4%*	2.2 (1.8 – 2.6)
<b>Teased**</b>		
Mental Health <sup>c</sup>	45.4%*	2.7 (2.2 – 3.3)
Suicidality <sup>d</sup>	45.0%*	4.0 (3.1 – 5.2)
Ever used electronic vapor products <sup>e</sup>	23.1%*	2.5 (2.0 – 3.2)
Ever used drank alcohol <sup>f</sup>	30.9%*	2.2 (1.7 – 2.7)
Physical Fight <sup>g</sup>	59.9%*	2.4 (2.1 – 2.9)

\*Statistically significant

**a** = adjusted for race/ethnicity, sex and grade.

**b** = Please interpret confidence interval with caution: estimates that have a 95% confidence interval width exceeding 2 points or 1.2 times, indicate that this estimate has low precision.

**c** = significantly different (p<0.05) than students who reported feeling good about themselves.

**d** = significantly different (p<0.05) than students who reported not experiencing any form of suicidality.

**e** = significantly different (p<0.05) than students who have not used electronic vapor products.

**f** = significantly different (p<0.05) than students who have not drunk alcohol.

**g** = significantly different (p<0.05) than students who were not in a physical fight.

\*\*Example interpretation of Table 1: Nearly forty-two percent of those who have been a victim of any form of bullying, reported not feeling good about themselves.

## DEFINITIONS

- **Bullied:** middle school students who were ever bullied on school property or electronically (cyber) bullied (counting being bullied through texting, Instagram, Facebook, or other social media).
- **Electronically Bullied Someone:** middle school students who electronically bullied someone (counting bullying through texting, Instagram, Facebook, or other social media).
- **Mental health:** middle school students who reported that they did not feel good about themselves
- **Odds Ratio (OR):** represents the odds that an outcome will occur given a particular exposure, compared to the odds of the outcome occurring in the absence of that exposure.
  - Example: Students who experienced any form of teasing were 2.7 times as likely to report not feeling good about themselves.
- **Suicidality:** middle school students who reported any form of suicide ideation such as considering suicide, plans, or attempting suicide.
- **Teased:** middle school students who reported being teased students who have been the victim of teasing /name calling because of their race or ethnic background or who have been the victim of teasing/name calling because someone thought they were gay, lesbian, or bisexual.
- **Unwelcome Sexual Comments:** middle school students who reported another student most of the time or always made unwelcome sexual comments, jokes or gestures that made them feel uncomfortable on school property.

## REFERENCES

1. National Center for Education Statistics. "Bullying: Fast Facts." Accessed March 30, 2020. <https://nces.ed.gov/fastfacts/display.asp?id=719>
2. Kann, Laura et al. "Youth Risk Behavior Surveillance - United States, 2017." Morbidity and mortality weekly report. Surveillance summaries (Washington, D.C.: 2002) vol. 67,8 1-114. 15 Jun. 2018, doi:10.15585/mmwr.ss6708a1. Accessed May 20, 2020.

## FOR MORE INFORMATION

Please visit <https://www.vdh.virginia.gov/virginia-youth-survey/> or contact [VYSrequest@vdh.virginia.gov](mailto:VYSrequest@vdh.virginia.gov)