

# **2023-2025 Cohort Discretionary Slot Analysis**

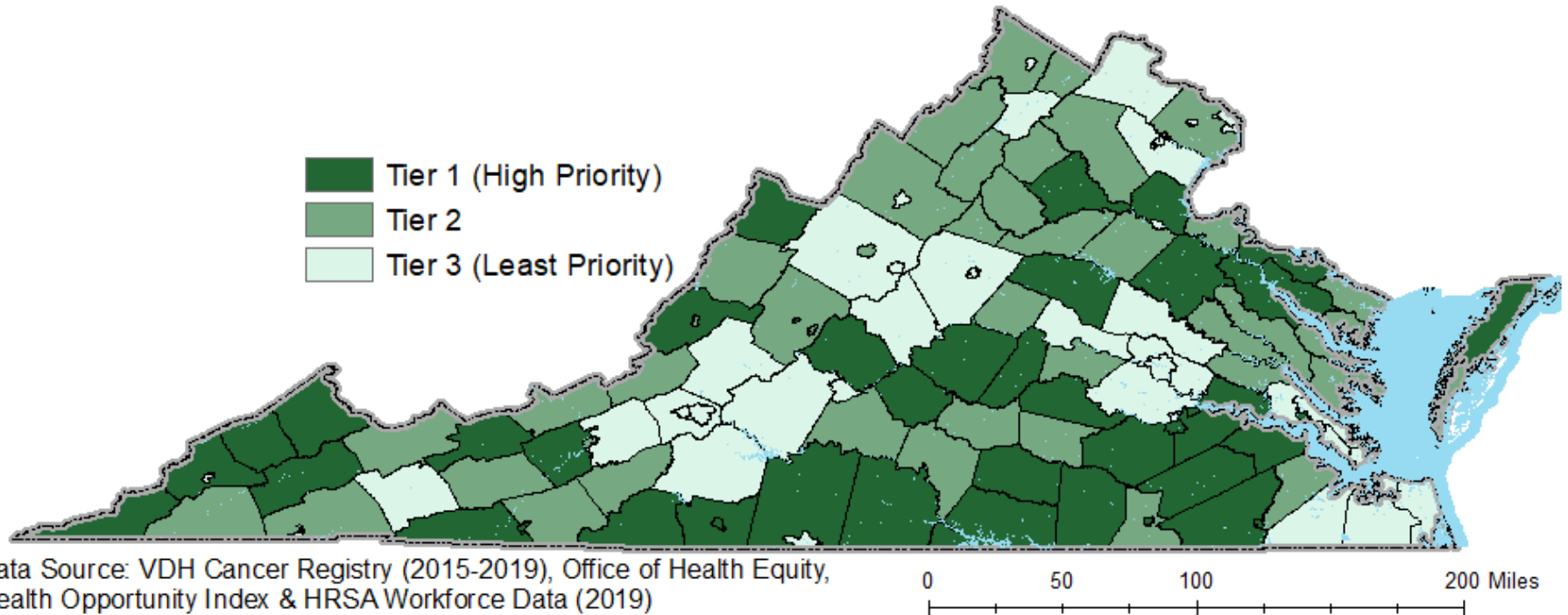
Virginia Department of Health

The Virginia Conrad 30 Waiver Program 2023- 2025 five (5) Discretionary Slots will be allotted to eligible applicants based on the following prevailing critical needs and VDH's discretion.

# Virginia

## High Priority Target Area (HPTAs) - Oncologist Indicator

Health Opportunity Index, Late Stage Diagnosis of Cancer, & Primary Care Providers Ratio \*



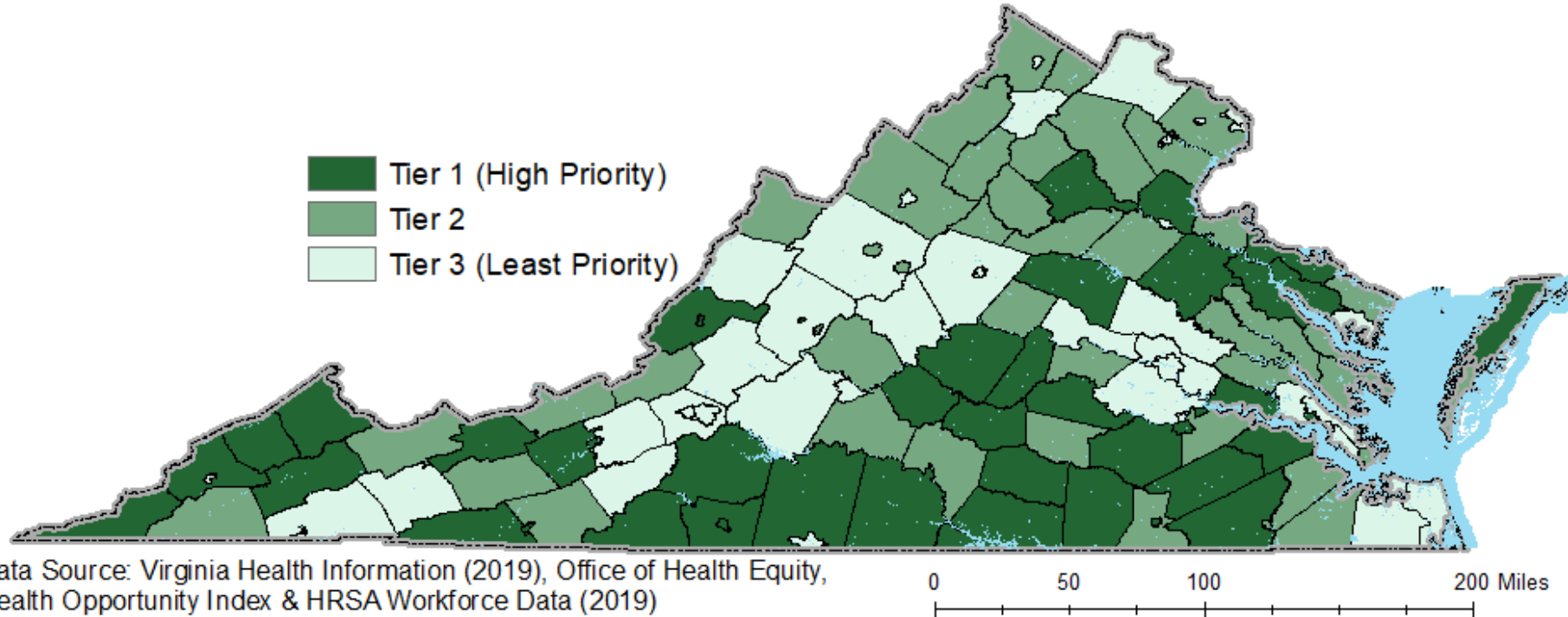
Data Source: VDH Cancer Registry (2015-2019), Office of Health Equity, Health Opportunity Index & HRSA Workforce Data (2019)

\* The Index is a composite measure of Virginia Health Opportunity Index (HOI), Rate of Late Stage of Cancer Diagnosis, and Population to Physician-Ratio. The index is the geometric mean of normalized indices for each of the three dimensions. It simplifies the comparison among all the counties in Virginia by combining the three variables into a single number. The index varies between 0 and 1 with the score close to zero indicating greater distance from the maximum to be achieved on the aggregate of the variables composing the index. However, a score close to 1 indicates greater achievement relative to the maximum attainable on the aggregate of the variables used in constructing the index.

# Virginia

## High Priority Target Area (HPTAs) - Cardiologist Indicator

Health Opportunity Index, Heart Conditions (Prevention Quality Indicators), & Primary Care Providers Ratio \*



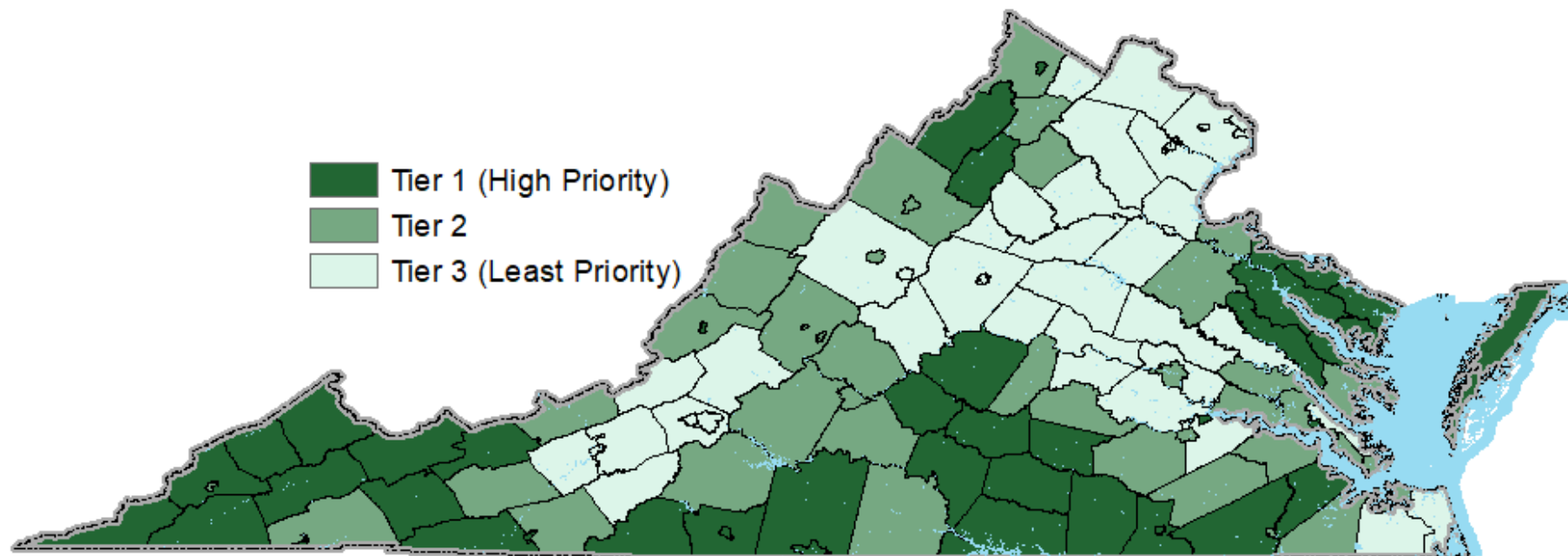
Data Source: Virginia Health Information (2019), Office of Health Equity, Health Opportunity Index & HRSA Workforce Data (2019)

\* The Index is a composite measure of Virginia Health Opportunity Index (HOI), Rate Prevention Quality Indicators (Heart), and Pop. to Physician-Ratio. The index is the geometric mean of normalized indices for each of the three dimensions. It simplifies the comparison among all the counties in Virginia by combining the three variables into a single number. The index varies between 0 and 1 with the score close to zero indicating greater distance from the maximum to be achieved on the aggregate of the variables composing the index. However, a score close to 1 indicates greater achievement relative to the maximum attainable on the aggregate of the variables used in constructing the index.

# Virginia

## High Priority Target Area (HPTAs) - OBGYN Indicator

Health Opportunity Index, Pre-Pregnancy Diabetes & Hypertension, Low Birth Weight, Prenatal Care (2nd and 3rd Trimester) Rate, & OBGYN Provider Rate \*



Data Source: Office of Health Equity,  
Health Opportunity Index & HRSA Workforce Data & Health Indicators (2019)

0 50 100 200 Miles

\* The Index is a composite measure of Virginia Health Opportunity Index (HOI), Prenatal Care-LBW, Pre-Diabetes & Hypertention and OBGYN Pop Physician-Ratio. The index is the geometric mean of normalized indices for each of the three dimensions. It simplifies the comparison among all the counties in Virginia by combining the three variables into a single number. The index varies between 0 and 1 with the score close to zero indicating greater distance from the maximum to be achieved on the aggregate of the variables composing the index. However, a score close to 1 indicates greater achievement relative to the maximum attainable on the aggregate of the variables used in constructing the index.