

SOUTHWEST VIRGINIA MEDICAL RESERVE CORPS VOLUNTEER HANDBOOK



Southwest
VIRGINIA



Contents

WELCOME	3
MEDICAL RESERVE CORPS OVERVIEW	4
SOUTHWEST VIRGINIA MEDICAL RESERVE CORPS	4
ABOUT THE SOUTHWEST VIRGINIA MRC	4
MRC VOLUNTEER STANDARDS	6
TRAINING	9
WHAT ARE OUR CORE COMPETENCIES	9
TRAINING OPPORTUNITIES	10
VOLUNTEER LEVELS	11
COMMUNICATION	11
VIRGINIA VOLUNTEER HEALTH SYSTEM	11
ACTIVATION	12
ACTIVATION TYPES AND PROCEDURES	12
DEPLOYMENT INSTRUCTIONS	13
ROLE ASSIGNMENTS	13
INCIDENT COMMAND SYSTEM	13
LIABILITY PROTECTION FOR VOLUNTEERS	14
VDH HIPAA & LIABILITY POLICY	15
RISK MANAGEMENT	16
APPENDIX A – CODE OF CONDUCT	17
APPENDIX B – USING THE VIRGINIA VOLUNTEER HEALTH SYSTEM (VVHS)	19
ACCESSING AND UPDATING YOUR VVHS PROFILE	19
RESPONDING TO ALERTS	22
APPENDIX C – SETTING UP YOUR TRAIN ACCOUNT	24
LOCATING TRAIN VA USERNAME	24
SETTING UP YOUR TRAIN VA ACCOUNT	24
FINDING COURSES	28
APPENDIX D – STEPS TO PERSONAL PREPAREDNESS	29
APPENDIX E – HANDBOOK ACKNOWLEDGEMENT	30

|

WELCOME

Thank you for joining the Southwest Virginia Medical Reserve Corps (ABBRV. MRC). We are excited to have you as a member of the team and are looking forward to working with you in serving the public health needs of our communities.

The mission and purpose of the MRC is to promote healthy living, protect the environment, prevent disease and prepare the community for disasters. Our members play an important role in strengthening public health, emergency response, and community resilience in the Mount Rogers, Lenowisco and Cumberland Plateau Health Districts. We recognize that each of you has unique skills and abilities to contribute to our mission. Our goal is to engage you through training, collaboration, and opportunities that leverage and build upon your talents. We know that there is a place for everyone of all backgrounds in the Southwest Virginia MRC.

This handbook is a guide to being an engaged volunteer and to understand the expectations regarding your role as an agent of public health. We hope that it will provide you with useful information to help make the most of your experience as an MRC volunteer.

Again, we are glad to have you on our team. Please do not hesitate to reach out to us with any questions or concerns. Welcome to the Southwest Virginia MRC!

COORDINATOR NAME

Pat Meinen

Cell: (276) 274-0555

Email: pat.meinen@vdh.virginia.gov

MEDICAL RESERVE CORPS OVERVIEW

WHY WAS THE MEDICAL RESERVE CORPS CREATED?

The September 11, 2001 terrorist attacks and the September – October 2001 Anthrax attacks highlighted a significant need for trained medical and public health personnel to assist with emergency operations. Many medical and public health professionals sought to support emergency relief efforts during that time, but there was no organized approach to channel their efforts. Today, the MRC provides the structure to deploy medical and public health professionals, along with interested community members, who serve as volunteers ready to respond to disasters and emergencies, and to assist communities with ongoing initiatives to protect and promote the health and safety of the whole community.

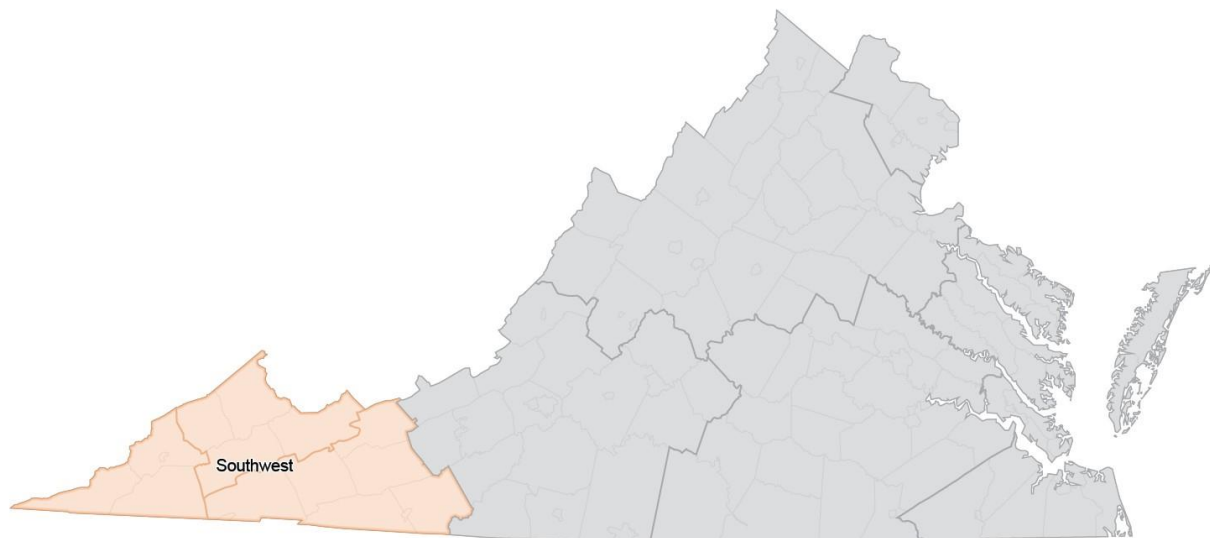
WHAT DOES THE NAME “MEDICAL RESERVE CORPS” MEAN TO OUR COMMUNITY?

Each community is different, and these differences may require alternative approaches to public health and emergency response. All communities can benefit from a similar understanding of the MRC. The terms “medical” and “reserve” indicate that trained, licensed personnel are available to respond to emergencies that require health and medical support. The “medical” in Medical Reserve Corps does not limit MRC membership to medical professionals; individuals without medical training can and do fill essential supporting roles. “Corps” refers to an organized body of individuals who share a unifying mission.

SOUTHWEST VIRGINIA MEDICAL RESERVE CORPS

ABOUT THE SOUTHWEST VIRGINIA MRC

The Southwest Virginia MRC unit is comprised of 16 localities; Bland County, Wythe County, Smyth County, Washington County, Carroll County, Grayson County, Russell County, Tazewell County, Buchanan County, Dickenson County, Wise County, Lee County, Scott County, and the cities of Galax, Bristol and Norton.



SOUTHWEST VIRGINIA MRC HEALTH DISTRICT HEADQUARTER LOCATIONS

Mount Rogers District Office

201 Francis Marion Lane

Marion, VA 24354

Main Phone: 276-781-7450

Cumberland Plateau District Office

133 Highland Dr., Suite A

P.O. Box 2347

Lebanon, VA 24266

Main Phone: 276-889-7621

Lenowisco District Office

134 Roberts Ave, SW

Wise, VA 24293

Main Phone: 276-328-8000

MISSION AND GOALS OF Southwest Virginia MRC

The mission of the Southwest Virginia Medical Reserve Corps is to promote healthy living, protect the environment, prevent disease, and prepare the community for disasters. The Southwest Virginia MRC team works to improve the overall health of the community through public health outreach and community engagement.

MRC MEMBER BENEFITS

- Knowledge that you're helping to improve the health and safety of your community.
- Satisfaction from serving your community in times of emergency.
- Free training opportunities.
- Opportunities to develop your knowledge and skills and gain experience in a variety of public health topics.
- Opportunities to provide input and initiate public health service projects within your area of expertise and interest.

GUIDING PRINCIPLES

The Southwest Virginia MRC program operates according to the following principles:

- We treat all members, clients, staff, volunteers, and partners with respect and dignity in all situations.
- We respect the fact that our members are donating their time and expertise for the overall health and well-being of the community.
- We provide training and volunteer opportunities that we believe will enhance members' experience and support our unit's objectives.
- We will communicate clearly and consistently with our members.
- We will encourage and value input from our members.
- We acknowledge that participation in MRC training, events, and deployments is voluntary and that our members have the option to refuse assignments for any reason.
- We will never ask a member to perform tasks beyond the scope of his/her licensure, credentials, training, or level of comfort, nor knowingly place a member at risk.

- We will consistently seek the inclusion of members from across a variety of demographic groups, backgrounds, professions, and affiliations.

MRC VOLUNTEER STANDARDS

ELIGIBILITY

- Members must be at least **eighteen** years of age.
- United States citizenship is not required.
- Members must remain free of felony and serious misdemeanor convictions.
- Members are not required to hold any prior training or certifications.
- Members must be registered in the Virginia Volunteer Health System (VVHS) and maintain their online volunteer profiles.
- Members must agree to abide by the Southwest Virginia MRC Code of Conduct and HIPAA & Liability Policy (Appendix B).
- Members are required to complete MRC orientation and HIPAA training for volunteers. Completion of IS 700 and IS 100 classes is strongly encouraged. Members should also remain aware of all-hazards planning and preparedness efforts in their community.
- Members should be able to be available in case of a health emergency.
- If available, members should participate in MRC meetings, outreach activities, trainings, exercises, and mobilizations when requested.

MEDICAL VOLUNTEERS

Southwest Virginia MRC medical volunteers are required to hold an active license or certification to practice in the Commonwealth of Virginia and must work strictly within their legally defined scope of practice. If you hold a license or certification upon admission to the MRC or obtain one after becoming an MRC member, you must update this information in your VVHS profile and notify the MRC coordinator by email. In addition, if requested, you must provide a copy of the license or certificate to the MRC coordinator or their designee. While most medical volunteers will hold Virginia licenses issued by the Virginia Department of Health Professions, Virginia is also an eNLC (Enhanced Nursing License Compact) state and those compact licenses are also accepted by the MRC. Medical volunteers are required to update their VVHS profile and/or provide proof of re-licensure or re-certification when their credentials expire. The Southwest Virginia MRC does not pay for re-licensing or re-certification fees.

NON-MEDICAL VOLUNTEERS

If you do not work in the medical field or have an inactive or out-of-state medical license/credential that is not eNLC compliant, you are eligible to serve as a Southwest Virginia MRC non-medical volunteer. If you hold an inactive or non-compact out of state license/credential, we still encourage you to enter your license/credential number in your online volunteer profile. If an emergency is of sufficient magnitude, the governor may waive certain requirements and authorize retired and out-of-state medical professionals to perform various clinical functions.

The Southwest Virginia MRC program expects that volunteers will comply with the following standards of behavior. The complete Southwest Virginia MRC Code of Conduct is included with this handbook as Appendix A.

VOLUNTEER EXPECTATIONS

- Exhibit professional behavior and adhere to the volunteer code of conduct.
- Clearly display current MRC identification (i.e. wear MRC badge and/or shirt) while on duty.
- Adhere to applicable safety standards, and all local, state, and federal laws at all times.
- Maintain professional appearance while participating in any MRC-related activity.

- Adhere to chain of command, both within the local MRC unit and any Incident Command System established during an emergency.
- Maintain updated contact and licensing information in Virginia Volunteer Health System (VVHS).
- Participate in MRC meetings, outreach activities, trainings, exercises, and mobilizations when available.
- Respond to quarterly communication drills within designated 12-hour time frame.

SCOPE OF VOLUNTEER ACTIVITY

State provisions for volunteer liability coverage exclude coverage for activities that are not within a volunteer's position description. This means that if, as a Southwest Virginia MRC volunteer, you are acting outside the scope of your assigned role, you may be held liable for problems that occur as a result. **It is very important that you perform strictly within the scope of your assigned role.** If at any time you do not feel qualified or comfortable in performing the position you have been assigned, immediately contact the MRC Coordinator or your on-site supervisor.

CONFIDENTIALITY

As a Southwest Virginia MRC volunteer, you are responsible for maintaining the confidentiality of all proprietary or privileged information to which you may have access while serving as a volunteer. Confidentiality is particularly important regarding clients' protected health information. During orientation, you must read, understand, and agree to comply with the Virginia Medical Reserve Corps HIPAA & Liability Policy, as outlined in this Handbook.

REPRESENTATION OF THE MRC

Southwest Virginia MRC members should abstain from contacting or communicating with organizations or individuals on behalf of the MRC or the Mount Rogers, Lenowisco and Cumberland Plateau Health District unless the Health Director, MRC Coordinator or their designee gives express consent for a member to do so. MRC members are prohibited from publicly utilizing their MRC affiliation in connection with the promotion or partisan politics or religious matters. Prior to taking any action or making any statement that might significantly affect or obligate the unit, MRC members must seek consultation with and approval from the MRC coordinator. These actions may include, but are not limited to, statements to the media, fundraising, coalition or lobbying efforts with other organizations, or any agreements involving contractual or financial obligation. Southwest Virginia MRC members are authorized to act as representatives of the unit only as specifically authorized by the MRC Coordinator or their designee or as indicated in their position descriptions.

ATTIRE / DRESS CODE

Southwest Virginia MRC volunteers must wear their MRC badge and t-shirt or other identifying clothing assigned by the Unit Coordinator whenever serving in a volunteer capacity. During drills, exercises, and deployments, MRC volunteers may be required to wear a vest to reflect their assigned role. If issued, you must return these items to the appropriate staff person after completion of your assignment.

All volunteers must dress in an appropriate and respectful manner when representing Southwest Virginia MRC during events. Volunteers are expected to dress work-appropriate unless stated otherwise. In general, volunteers may wear comfortable pants, simple tops, and closed toed shoes. Specific dress code instructions may be provided based on volunteer roles. The following clothing is not allowed:

- Clothing that is too revealing or inappropriate.
- Clothing with rips, tears, or holes.
- Clothing with offensive graphics or designs or partisan political slogans.

The goal is to provide a positive environment that is comfortable for all volunteers and community members. Volunteers who violate the dress code may be asked to change or ultimately leave the event.

HEALTH AND SAFETY

- Stay informed about hazards and emergencies that may affect our area; learn how to respond to all types of emergencies.
- Maintain a personal or family emergency plan.
- Keep an emergency go-kit at home and in your vehicle.
- Be sure that the information for your emergency contact person is up to date in VVHS.
- If you recognize any safety hazards or security issues while you are volunteering, notify your assigned supervisor immediately.
- If you suffer from any medical conditions that could be exacerbated by an emergency or affect your availability to volunteer, let the MRC coordinator know.
- Learn about the possible emotional and physical impacts of an emergency on you and others.
- Be sure to take a break whenever you need it and get plenty of rest following your shift.
- Eat nutritious food and stay hydrated.

DISCIPLINARY PROCEDURES

The Southwest Virginia MRC program expects that all members will meet standards of professional conduct while performing volunteer duties. It is the Virginia Department of Health's policy that any conduct that, in its view, interferes with or adversely affects the mission and work, is sufficient grounds for disciplinary action. Such action can range from warnings to immediate discharge. Depending on the conduct, disciplinary steps will be taken in the following stages:

1. First Action - Investigation and discussion of violation(s) and corrective action
2. Second Action - Written warning and re-evaluation of duties
3. Third Action - Termination

Any of the following constitute cause for disciplinary action:

- Neglect of duty
- Working outside the scope of clinical licensure/credentials
- Inability to successfully perform duties after additional training/coaching
- Dishonesty
- Possessing, dispensing, or being under the influence or impaired by alcohol or an illegal substance while on duty
- Discourteous treatment of staff, fellow volunteers, or clients
- Profane language or abusive language
- Falsifying records
- Unsafe work habits or behavior
- Insubordination
- Willful disobedience of volunteer standards and the MRC Code of Conduct & Liability Policy
- Engaging in prohibited partisan political activity while on duty
- Violating HIPAA
- Any other inappropriate conduct, performance, or behavior that constitutes cause for disciplinary action
- Seeking to obtain financial, sexual, or political benefit from another employee, volunteer, or client using force, fear, intimidation, or other means
- Misuse of city or state government property
- Speaking to the media without prior approval
- Operating or acting in any manner that is contrary to the best interests of MRC or VDH

Factors that will be considered in determining the appropriate action include: the seriousness of conduct, the volunteer's record, the volunteer's ability to correct their conduct, action taken with respect to similar conduct by other volunteers, and any other surrounding circumstances. All violations and corrective actions will be documented in the volunteer's VVHS profile.

Southwest Virginia MRC members agree that the Southwest Virginia MRC may, at any time, decide to terminate the member's relationship with the MRC. Likewise, a Southwest Virginia MRC member may, at any time, decide to sever their relationship with the MRC unit. Notice of such a decision should be communicated to the MRC Coordinator as soon as possible. Volunteers are required to return their MRC badge and any other MRC issued supplies or equipment (other than their shirt) upon termination of their affiliation with Southwest Virginia MRC.

IMMEDIATE TERMINATION

Some actions are grounds for immediate termination from the VA MRC at the discretion of your unit leader, the State Coordinator, or local health director. These include but are not limited to:

- Harassment of any kind, including stalking, deliberate intimidation, unwelcome physical attention, physical assault, and verbal harassment.
- Abusive language toward a staff member, volunteer, or another participant.
- Actual or threatened violence toward any individual or group.
- Conduct endangering the life, safety, health, or well-being of others.
- Conviction of a barrier crime as defined in [19.2-392.02](#) of the Code of Virginia.

NO SHOW POLICY

We understand that life happens, so if volunteers are unable to attend an event, they need to let MRC staff know as soon as possible. A volunteer is a no show when they register for and have been assigned to an activity, emergency response, or training and do not show up or contact the MRC Coordinator or designee to inform them of their absence. This can result in events being short-staffed or result in empty seats when there is a waiting list for training. Volunteers should contact the MRC Coordinator or designee as soon as possible if they are not able to participate after being deployed. Failure to do so may result in removal from the unit. For no-call-no-shows, two written warnings will be given over email, and upon the third infraction volunteers will be notified in writing of removal from the unit.

DEACTIVATION

If you wish to deactivate from the MRC, please contact the MRC coordinator. If you wish to transfer your affiliation to another VA MRC unit or rejoin the MRC later, the MRC Coordinator will make changes to your VVHS profile. Alternatively, you can request a unit transfer from your dashboard. You can also request to be an emergency only volunteer. Becoming an emergency only volunteer means that you will not be notified for routine communications, training opportunities, or non-emergency deployment opportunities but will continue to be available for future emergency deployments.

TRAINING

WHAT ARE OUR CORE COMPETENCIES

Utilizing the Competencies for Disaster Medicine and Public Health as the baseline core competency set for MRC volunteers makes regional, statewide, and national collaboration between MRC units more efficient. By providing a common language, MRC units can communicate their volunteers' capabilities to each other and to partner organizations. We encourage all active members of a Medical Reserve Corps unit, at a minimum, to be able to:

- 1) Demonstrate personal and family preparedness for disasters and public health emergencies.
- 2) Demonstrate knowledge of one's expected role(s) in organizational and community response plans activated during a disaster or public health emergency.
- 3) Demonstrate situational awareness of actual/potential health hazards before, during, and after a disaster or public health emergency.
- 4) Communicate effectively with others in a disaster or public health emergency.
- 5) Demonstrate knowledge of personal safety measures that can be implemented in a disaster or public health emergency.
- 6) Demonstrate knowledge or surge capacity assets consistent with one's role in organizational, agency, and/or community response plans.

- 7) Demonstrate knowledge of principles and practices for the clinical management of all ages and populations affected by disasters and public health emergencies, in accordance with professional scope of practice.
- 8) Demonstrate knowledge of public health principles and practices for the management of all ages and populations affected by disasters and public health emergencies.
- 9) Demonstrate knowledge of ethical principles to protect the health and safety of all ages, populations, and communities affected by a disaster or public health emergency.
- 10) Demonstrate knowledge of legal principles to protect the health and safety of all ages, populations, and communities affected by a disaster or public health emergency.
- 11) Demonstrate knowledge of short- and long-term considerations for recovery of all ages, populations and communities affected by a disaster or public health emergency.

TRAINING OPPORTUNITIES

Online and in-person training opportunities offered through Southwest Virginia MRC help ensure volunteers meet the core competencies listed above. A training plan for Southwest Virginia MRC volunteers was developed based on the expected competencies of all public health workers, as well as federal and regional requirements. This training plan is intended to guide MRC volunteers toward completing training that will help them meet core competencies but is not a list of courses required to volunteer. We strongly encourage Southwest Virginia MRC volunteers to complete FEMA IS-100 and FEMA IS-700.

Some training sessions are offered in-person, but many training sessions can be completed online. We encourage you to review the online trainings offered through Federal Emergency Management Agency (FEMA) (<http://training.fema.gov>) and TRAIN Virginia (www.train.org/virginia) and to register for the courses that interest you the most.

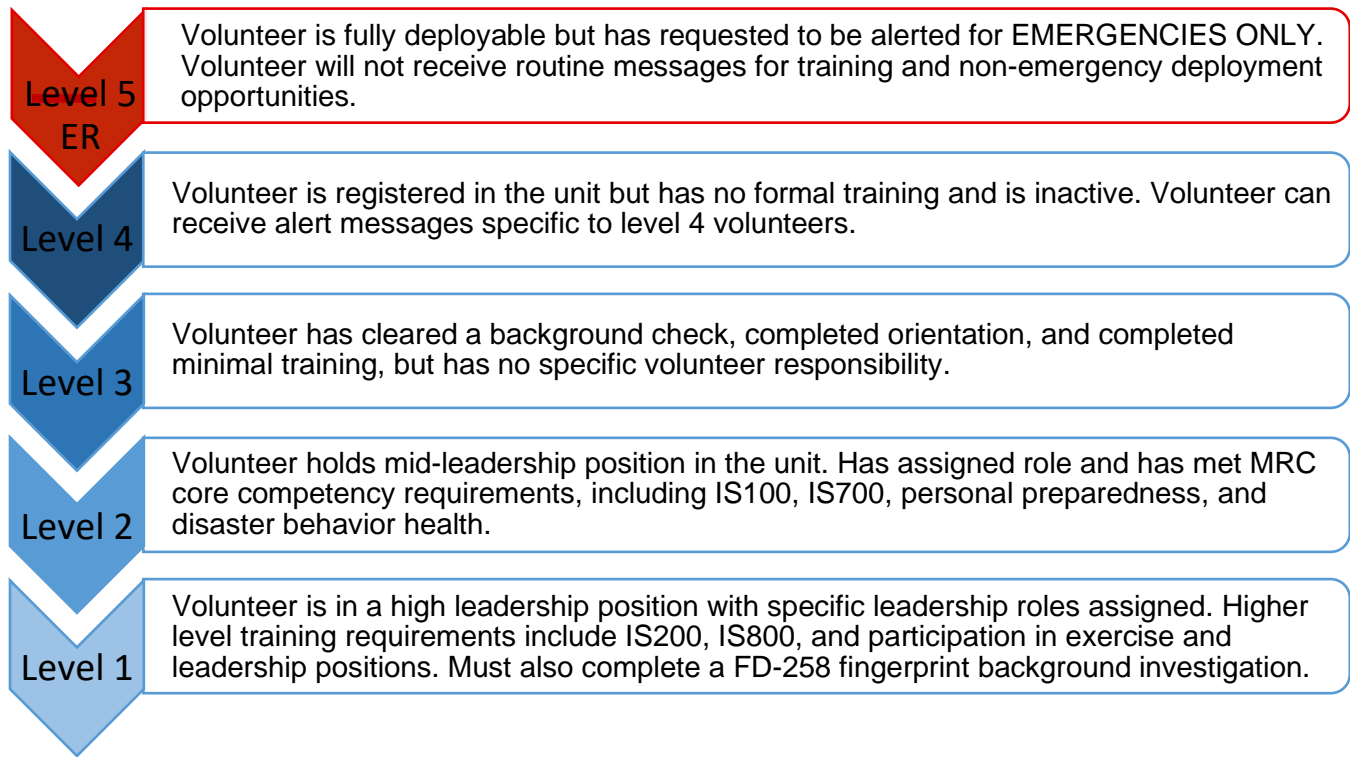
When you complete a course that requires registration through TRAIN Virginia, the system will keep a record of your course completion. If you take an in-class or online course outside of TRAIN, remember to provide the MRC Coordinator with a copy of your course completion certificate so that it may be included in your volunteer file and your volunteer level may be updated accordingly.

JUST IN TIME TRAINING

Due to time constraints and the amount of material to cover, it is impossible to train every MRC member in advance for every possible emergency. Therefore, during certain types of emergencies, Southwest Virginia MRC will conduct just-in-time training for MRC members. Just-in-time training covers information that is relevant to the current incident. For example, during a response that requires the local health departments to open a point of dispensing (POD), just-in-time training will cover specific information about the disease agent, dispensing protocols, the POD command structure, volunteer duties, and guidance for dealing with inquiries from the public or media.

VOLUNTEER LEVELS

MRC volunteers have specific levels to which they are assigned. Their level assignments are based on their experience and training with the MRC. A more advanced level volunteer will have higher leadership roles within the MRC. Furthermore, during an emergency, it is possible that only advanced level volunteers would be alerted for assistance. All levels are assigned in VVHS:



COMMUNICATION

VIRGINIA VOLUNTEER HEALTH SYSTEM

Southwest Virginia MRC will primarily communicate information to volunteers through the Virginia Volunteer Health System (VVHS). VVHS enables Southwest Virginia MRC to quickly send out messages to one or hundreds of volunteers via email, phone, or text message.

All Southwest Virginia MRC volunteers completed their VVHS profile and set up their alerting preferences (for messaging about upcoming events, volunteer opportunities, emergency information, and MRC activations) when they submitted their online application. All profiles require up-to-date contact information, regarding phone numbers, email addresses, and emergency contacts. It is important contact information is accurate at all times so you can easily be reached during an emergency if the MRC is activated to respond.

It is important to respond to EVERY alert that you receive. It does not matter if you respond “Available” or “Unavailable”, as long as you respond. “Unavailable” is an acceptable answer and will help you remain active.

SECURITY OF MEMBER DATA

VVHS complies with all Virginia Department of Health policies to ensure the integrity and privacy of member data.

- **Storage:** approved member data is stored within the VVHS secure server/database.
- **Security:** All member records will be treated as confidential and will be protected from unauthorized use.
- **Sharing:** The Southwest Virginia MRC Coordinators and team, Public Health Emergency Coordinators, as well as the State and Regional Coordinators, have access to the personal information you have provided in VVHS. Mount Rogers, Lenowisco and Cumberland Plateau Health District staff may have access to

your information as it relates to your volunteer role. You will be notified if there is a need to provide your information to any other organization.

ACTIVATION

ACTIVATION TYPES AND PROCEDURES

NON-EMERGENCY ACTIVATION

Southwest Virginia MRC may request volunteers to assist with routine local health department functions such as:

- Public awareness campaigns
- Administrative support for public health programs
- Vaccination clinics (back-to-school, seasonal Influenza, etc.)
- MRC recruitment tables
- Special projects

These are the most common types of volunteer activation. When volunteer opportunities arise, the MRC coordinator will use VVHS to notify volunteers via email. The notification will include a description of the volunteer need, the dates and times of the need and what MRC volunteers will be requested to do. MRC volunteers interested in the opportunity should indicate their availability through VVHS and follow any other instructions contained in the email to confirm participation.

EMERGENCY ACTIVATION

Southwest Virginia MRC volunteers must follow all the rules and regulations for the deployment of volunteers during an emergency. At no time should you self-deploy without first being activated and dispatched by the MRC coordinator or designee. **Self-deployment constitutes a breach of the MRC Code of Conduct & Liability Policy, which will result in disciplinary action.**

When the Health Director(s) request or authorize MRC activation for an emergency, the MRC Coordinator will notify volunteers by VVHS email and/or phone and provide the following information:

- 1) Nature and scope of the event or emergency
- 2) Estimated numbers and types of volunteers needed
- 3) Location(s) to which volunteers are to report

To respond, follow the instructions outlined in the alert. You may be requested to report to a specific location at a designated time. If the activation information is unclear to you, contact the MRC Coordinator immediately.

OTHER TYPES OF ACTIVATIONS

Many trainings and events will occur throughout the year. In non-emergency situations, volunteers can attend a few different types of events:

Training: A training can be a part of the MRC Core Competency or a peripheral training that gives a volunteer a better understanding of how to handle emergencies. Some examples of trainings are CPR training, psychological first aid, pet first aid, etc.

Drills: A drill is a coordinated, supervised activity usually employed to test a single, specific operation or function within a single entity (e.g., a fire department conducts a decontamination drill)

Full Scale Exercise: A full scale exercise is a multi-agency, multi-jurisdictional, multi-discipline exercise involving functional and “boots on the ground” response activities. MRC volunteers will aid in these exercises because they serve important roles in certain emergencies.

DEPLOYMENT INSTRUCTIONS

When responding to an activation, read the information carefully and respond only as directed. Southwest Virginia MRC volunteers will always receive deployment instructions from the MRC Coordinator or designee prior to the event. Deployment instructions will come in the form of an email to all volunteers who responded available to the alert. This email will include date, time of shift, roles, site supervisor, and any other relevant information, such as, dress code, parking, etc.

If a volunteer signs up on an alert to attend an event but does not receive deployment instructions by 4pm the day before, they are to reach out to the MRC Coordinator or designee to see if they are deployed. **Southwest Virginia MRC volunteers must never self-deploy without deployment instructions.** If volunteers are unsure if their response was recorded, they will need to contact the MRC Coordinator or designee to find out.

ROLE ASSIGNMENTS

When deployed, MRC volunteers serve alongside staff in a variety of functions. The specific function that an MRC volunteer fulfills can vary with each activation. Role assignments are based on the needs of the event, as well as your credentials and level of training. You will never be assigned to a function beyond the scope of your licensure, skills, or level of comfort.

INCIDENT COMMAND SYSTEM

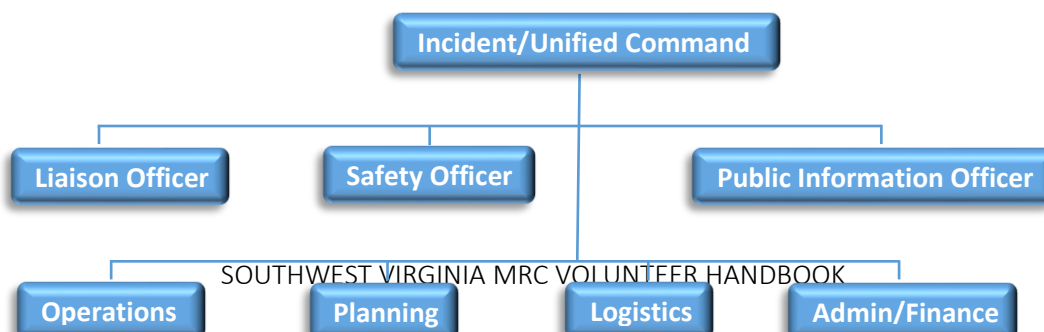
The Southwest Virginia MRC will operate under the National Incident Management System (NIMS) Incident Command System (ICS) when activated in response to an emergency or planned event. All MRC volunteers should have a basic understanding of ICS, regardless of their role or volunteer level.

NIMS/ICS BASIC CONCEPTS

- 1) NIMS/ICS provides a standardized organizational structure, common terminology, and a flexible management system that is adaptable to multi-agency and multi-jurisdiction responses.
- 2) ICS provides the flexibility to activate and establish an organizational structure around only those functions that need to be performed so that the response to the emergency is efficient and effective.
- 3) ICS is scalable and can be utilized for any type or size of emergency, ranging from a minor incident involving only a few emergency service agencies, to a major incident involving multiple agencies and/or jurisdictions.
- 4) Within ICS, every person has a designated supervisor (this is also known as “unity of command”) to whom he or she reports at the scene of the incident. This eliminates confusion caused by multiple conflicting directives.

BASIC ICS ORGANIZATIONAL STRUCTURE

The basic ICS organizational structure is comprised of five sections: Command, Operations, Planning, Logistics, and Finance/Administration. Each section may contain several units, established as needed. The figure below depicts the basic ICS structure.



LIABILITY PROTECTION FOR VOLUNTEERS

Activated Southwest Virginia MRC volunteers fall under the liability and risk management codes of the Commonwealth of Virginia, provided that volunteers act within the scope of their training and assignment. The following is a collection of federal and state laws that may apply to volunteers of the Southwest Virginia MRC:

Virginia Code § 2.2-3605, Virginia State Government Volunteers Act

Gives volunteers in state and local service the protection of the Commonwealth's sovereign immunity to the same extent as paid staff and extends the Department of Health's liability insurance coverage to MRC Volunteers. Volunteers include, but are not limited to, persons who serve the MRC.

Virginia Code § 32.1-48.016, Volunteers Assisting with Isolation/Quarantine for Disease of Public Health Threat

Any person, including a person who serves in a MRC unit, who, in good faith and in the performance of his/her duties, acts in compliance with this article and the Board of Health's regulations shall not be liable for any civil damages for any act or omission resulting from such actions unless such act or omission was the result of gross negligence or willful misconduct.

Virginia Code § 44-146.23, Emergency Services and Disaster Law, Immunity from Liability

Provides liability protection to governmental and private agencies, as well as their employees, responding to declared disasters. This law specifically includes MRC and Citizens Emergency Response Team (CERT) volunteers when these volunteers are serving a state or local agency. This protection only applies during declared disasters. This provision does not provide liability protection in cases of willful misconduct.

Virginia Code § 8.01-225 through 225.02, Good Samaritan Act

Exempts from civil damages any person who, in good faith, renders emergency care or assistance, without compensation, to any ill or injured person (i) at the scene of an accident, fire, or any life-threatening emergency; (ii) at a location for screening or stabilization of an emergency medical condition arising from an accident, fire, or any life-threatening emergency; or (iii) enroute to any hospital, medical clinic or doctor's office.

This law is meant to provide liability protection to persons responding spontaneously to an emergency, such as a vehicle accident, someone choking or experiencing a cardiac arrest. This protection is not specific to MRC volunteers.

Public Law 109-148, Public Readiness and Emergency Preparedness Act (PREP Act)

Provides immunity from liability claims arising from administration and use of covered countermeasures to manufacturers, distributors, program planners, and qualified persons involved in the administration and use of a covered countermeasure, as specified in a declaration by the Secretary of the US Department of Health and Human Services, except in cases of willful misconduct.

When creating a profile in VVHS, MRC volunteers are required to sign the VDH HIPAA & Liability Policy, acknowledging that they have read and understand the scope of liability protection provided to them as volunteers acting under the guidance of the Southwest Virginia MRC during an emergency or disaster.

Volunteers covered under the State's liability must:

- Be registered as a member of an organized MRC or volunteer unit.
- Demonstrate comprehension of basic emergency competencies.
- Act under the direction of VDH or other state agency.
- Follow the policies and protocols of the MRC unit.
- Act within the scope of their education and experience.

Health Insurance Portability and Accountability Act (HIPAA) Protects Patient Privacy

As a volunteer performing duties for the Virginia Department of Health (VDH), you will have access to the Protected Health Information (PHI) of our clients. The fact that an individual is or was a client of the Virginia Department of Health is PHI. Federal and state laws, including HIPAA and our policies and procedures, protect the privacy and security of this PHI.

It is illegal for you to use or disclose PHI outside the scope of your volunteer duties for the Virginia Department of Health. This includes oral, written, or electronic uses and disclosures.

The following are guidelines for using public health information:

- You may use PHI as necessary to carry out your duties as a volunteer.
- You may share PHI with other health care providers for treatment purposes.
- You may NEVER photocopy, record, or reproduce PHI (such as patient names, diagnoses, dates of birth, addresses, phone numbers, etc.).
- You must access only the minimum amount of PHI necessary to care for a patient or to carry out an assignment.
- You may only access the PHI of patients when there is a need for the PHI.
- Be aware of your surroundings when discussing PHI. For example, it is inappropriate to discuss PHI in bathrooms, lunch areas or in any other public place.
- When disposing of any documents with PHI, place them into containers marked for shredding.

If you have questions about the use or disclosure of PHI, contact the health district's Privacy Officer or Medical Reserve Corps Coordinator.

RISK MANAGEMENT

MRC volunteers who are registered with the Virginia Department of Health are entitled to the benefits described in § 2.2-3605 of the Code of Virginia. While they are acting under the direction of the Virginia Department of Health, and within the course and scope of their assigned emergency and disaster response activities, volunteers are eligible for the same liability protection available to state employees.

MRC volunteers are not covered under any Workers' Compensation plan and any medical costs resulting from injury at a VDH sponsored event may be the responsibility of the Volunteer under their primary health insurance.

In accordance with VDH policy the onsite supervisor and local Southwest Virginia MRC coordinator will complete an incident report and file it with the appropriate parties. VDH may file a claim on behalf of the Volunteer for partial coverage of medical costs associated with the incident, with a max payout of \$10,000. If a claim has been filed, the resulting decision is determined by the Division of Risk Management (DRM) in the Virginia Department of the Treasury. Neither VDH nor MRC are involved in the claims process beyond the point of filing.

While VDH has liability coverage for volunteers, in the event of an incident involving a volunteer, there is no guarantee that the resulting medical/injury claim will fall within the guidelines set forth. Therefore, no guarantee of payment nor estimate will be given on site.

VIRGINIA



Southwest Virginia Medical Reserve Corps

Code of Conduct

All volunteers of the Southwest Virginia Medical Reserve Corps (MRC) shall meet the following standards of conduct. As a volunteer of the Southwest Virginia MRC, I agree to:

Professional Conduct

- Act in the capacity of a MRC member only with prior authorization or deployment by the local, regional, or state volunteer coordinators.
- Avoid inappropriate conduct and behavior, including behavior that is dangerous to others or myself (e.g., acts of violence, verbal or physical abuse, harassment).
- Refrain from commenting to, answering questions, or divulging information to the media unless with prior approval from the local, regional, or state volunteer coordinators.
- Avoid situations that could be interpreted as a conflict of interest.
- Abstain from the use of local and state government equipment and resources for personal use.
- Refrain from transporting, storing, or consuming alcoholic beverages or illegal substances while performing volunteer duties and abstain from responding for duty under the influence of alcohol or illegal substances or under the influence of prescription or non-prescription medication that may affect my fitness for duty.
- Refrain from accepting or seeking on behalf of myself or any other person, any financial advantage or gain as a result of my affiliation with the MRC.
- Abstain from publicly using my MRC affiliation in connection with the promotion of partisan politics, religious matters, or positions on any issue.
- Avoid knowingly taking any action or making any statement intended to influence the conduct of the MRC in such a way as to confer any special benefit on any person, corporation, or entity in which I have an interest or affiliation.
- Abstain from the use of audio or video recording equipment, unless having obtained explicit authorization.

Membership Expectations

- Wear MRC identification when deployed to any MRC sponsored activity or while on site at the local health district office.
- Maintain and abide by the standards of my profession, including licensure, certification, and/or training requirements to support the role assigned to me.
- Keep contact information current in the Virginia Volunteer Health System (VVHS)
- Contact the MRC Coordinator as soon as possible if I am not able to participate after registering and being deployed to any event, emergency response, or training.
- Contact the local MRC coordinator immediately if any conflict or concerns arise regarding your volunteer assignment.

Safety

- Put safety first in all volunteer activities.
- Respect and use all equipment appropriately.
- Promote healthy and safe work practices.
- Take care of self and others.
- Report injuries, illnesses, accidents, safety hazards, and suspicious activity to the appropriate staff member immediately.
- Adhere to applicable safety standards, and all local, state and federal laws at all times.

Respect

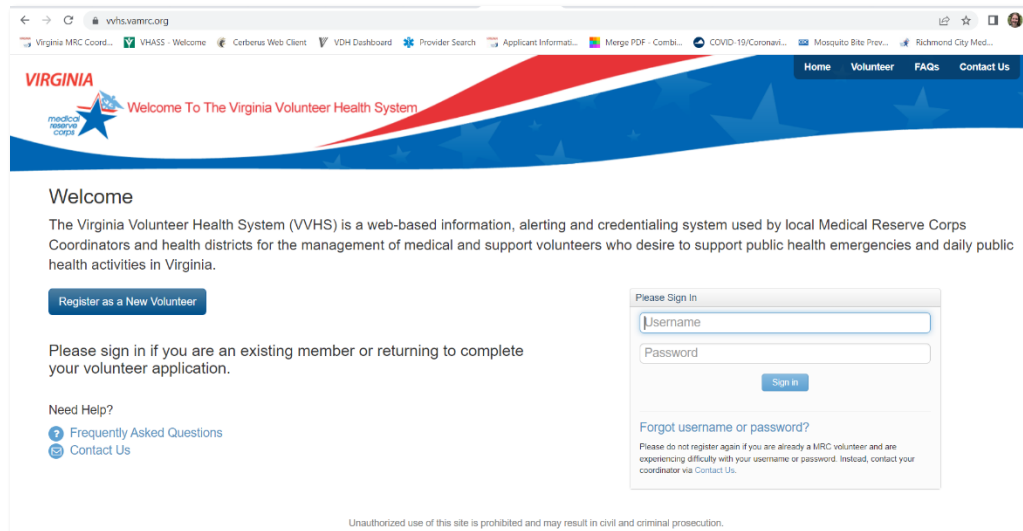
- Treat members of the public, volunteers, and staff with respect, courtesy, sensitivity, honesty, and fairness, and have proper regard for their interests, rights, safety and welfare.
- Respect the culture, beliefs, opinions, and decisions of others, although I may not always agree.
- Refrain from using and disclosing any protected information, to which I may have access, to any person not authorized to receive such information.
- Accept the chain of command and respect others regardless of their position.

We also ask that our volunteers remember that they are representing the MRC and VDH whenever they report to the MRC and should, therefore, be dependable, dress appropriately, be responsible, work within their position's guidelines, be non-discriminatory in serving all people, and offer any feedback that they may have.

ACCESSING AND UPDATING YOUR VVHS PROFILE

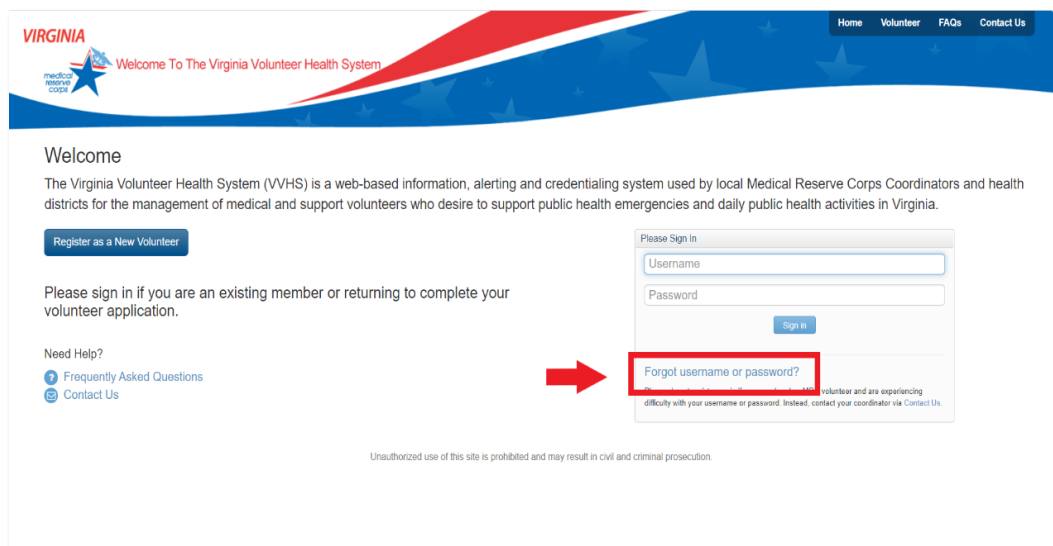
VVHS is a web-based system used to register, credential, track, and communicate with volunteers interested in assisting with public health emergencies and daily public health activities. Active volunteers are required to keep their VVHS profile up-to-date.

1. Log in to your VVHS account, go to <http://vvhs.vamrc.org>. Enter your userID and password and click “Sign In”



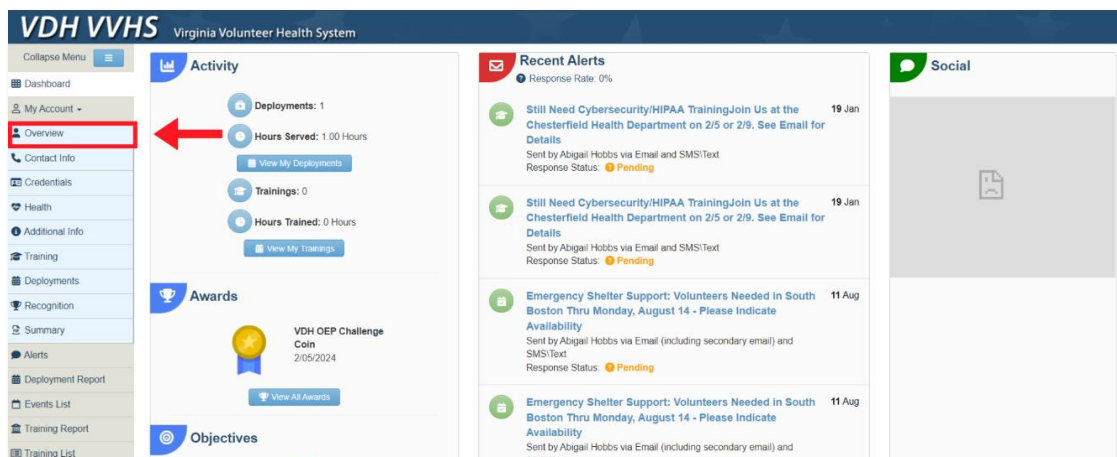
The screenshot shows the VVHS login page. At the top, there is a navigation bar with links: Home, Volunteer, FAQs, and Contact Us. Below the navigation bar is a header with the Virginia Medical Reserve Corps logo and the text "Welcome To The Virginia Volunteer Health System". The main content area has a "Welcome" section with a description of VVHS and a "Register as a New Volunteer" button. Below this is a "Please sign in if you are an existing member or returning to complete your volunteer application." section. To the right of this text is a "Please Sign In" form with fields for "Username" and "Password", and a "Sign In" button. Below the form is a link for "Forgot username or password?". At the bottom of the page, there is a disclaimer: "Unauthorized use of this site is prohibited and may result in civil and criminal prosecution."

In the event you forget your userID or password, click the “Trouble Logging In?” button. You may also contact your MRC Coordinator for assistance.

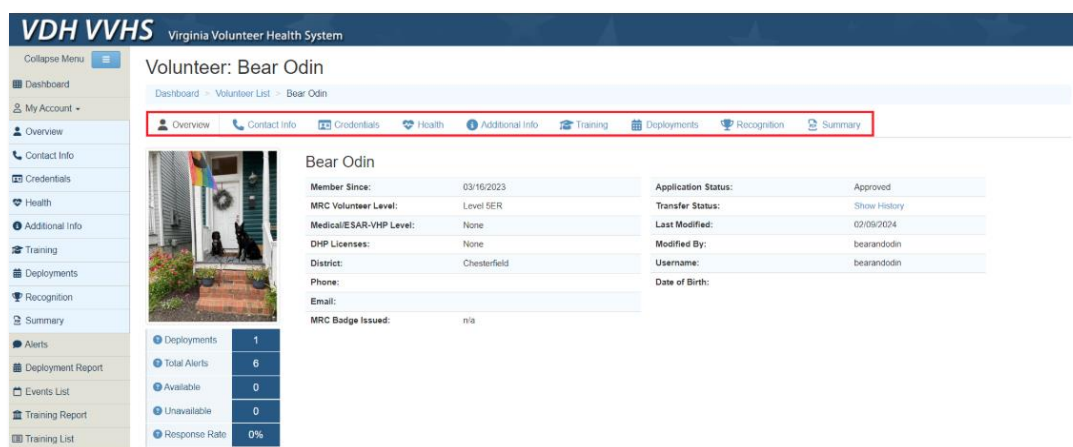


This screenshot is identical to the one above, but with a red rectangular box highlighting the "Forgot username or password?" link. A red arrow points from the left towards the box. The rest of the page content, including the navigation bar, header, welcome message, registration button, sign-in form, and disclaimer, remains the same.

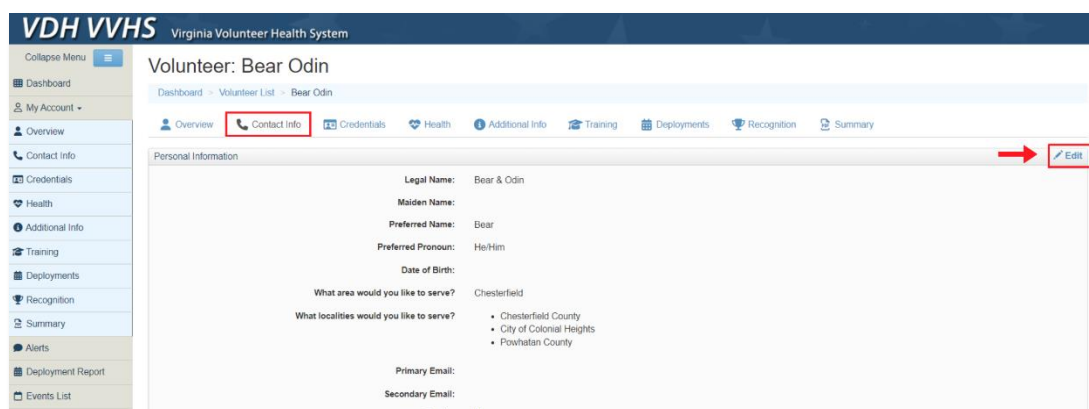
2. The Dashboard (or welcome screen) is pictured below. To access your account information, click “My Account” in the top left corner of the screen and click “Overview” from the drop-down menu.



3. Here, you are able to view a summary of your account. Detailed information and volunteer activity can be fully viewed and edited by clicking on the tabs shown below.



4. To update your personal information, click the “Contact Information” tab and click the “edit” button located to the right of the corresponding field.



5. To update your credentials, click the “Credentials” tab and click the “edit” button located to the right of the corresponding field. Please include your driver’s license number and medical license number (if applicable).

VDH VVHS Virginia Volunteer Health System

Volunteer: Bear Odin

Dashboard Volunteer List Bear Odin

Overview Contact Info **Credentials** Health Additional Info Training Deployments Recognition Summary

Employer Reference

Current Job Status Full Time

Employer / Reference Guard Engage R Us

Primary Occupation Mental Health Professional

Specialty Area

Do you currently work as a licensed healthcare professional in a field other than a hospital? No

Do you currently work as a licensed healthcare professional in a field other than a hospital? No

Education

Student? No

Identification Verification

ID Type	License Number	Organization	State	Document	Expiration
Official Listed	SRP-1234	Guard Engage R Us	VA		12/12/2045

6. If you need a copy of your training or deployment hours, you can access those from the Dashboard, or welcome screen, after you log in.

VDH VVHS Virginia Volunteer Health System

Collapse Menu

Dashboard

My Account

Alerts

Deployment Report

Events List

Training Report

Training List

Training Videos

Sign Out

Activity

Deployments: 1

Hours Served: 1.00 Hours

View My Deployments

Trainings: 0

Hours Trained: 0 Hours

View My Trainings

Awards

VDH OEP Challenge Coin

2/05/2024

View All Awards

Recent Alerts

Response Rate: 0%

Still Need Cybersecurity/HIPAA TrainingJoin Us at the Chesterfield Health Department on 2/5 or 2/9. See Email for Details

Sent by Abigail Hobbs via Email and SMS:Text

Response Status: Pending

19 Jan

Still Need Cybersecurity/HIPAA TrainingJoin Us at the Chesterfield Health Department on 2/5 or 2/9. See Email for Details

Sent by Abigail Hobbs via Email and SMS:Text

Response Status: Pending

19 Jan

Emergency Shelter Support: Volunteers Needed in South Boston Thru Monday, August 14 - Please Indicate Availability

Sent by Abigail Hobbs via Email (including secondary email) and SMS:Text

Response Status: Pending

11 Aug

Emergency Shelter Support: Volunteers Needed in South Boston Thru Monday, August 14 - Please Indicate Availability

Sent by Abigail Hobbs via Email (including secondary email) and SMS:Text

Response Status: Pending

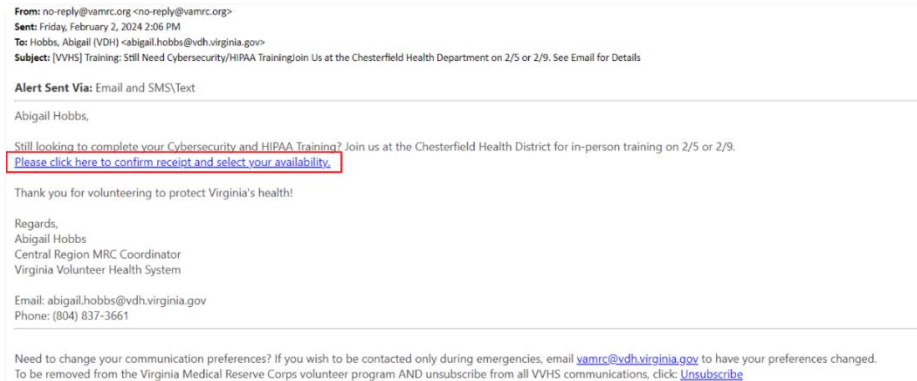
11 Aug

Social

RESPONDING TO ALERTS

MRC volunteers are required to respond to all alerts. Responses consist of responding with Available or Unavailable. Alerts will be sent by email and sometimes by text or phone call.

1. To respond to the alert, volunteers must click the link within the body of the e-mail.



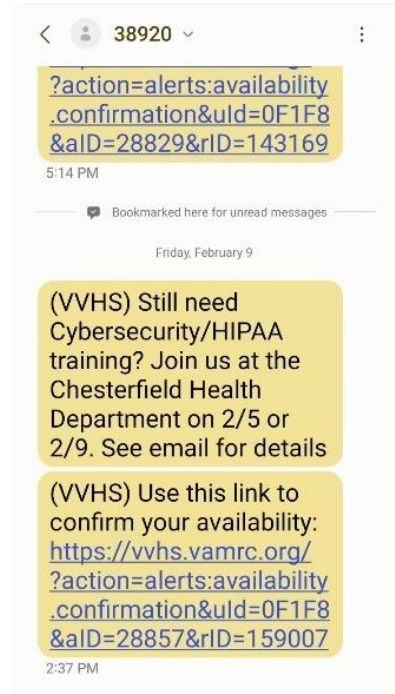
2. Once you have clicked the link, you will be able to respond to the alert by selecting your availability on the webpage. You may also have the option to select a shift(s), if several are available. As long as the alert is still marked as active, you can use the link multiples times to update your availability or shift selections.

The screenshot shows the "Alert Details" page for the training. It includes the email subject, category, and a detailed "Email Message" section. Below the message is the "Event Choices" table, which lists two available shifts for February 5, 2024, in Chesterfield County. The first shift is from 10:00 AM to 12:00 PM, and the second is from 4:00 PM to 6:00 PM. Both shifts have an "Available" checkbox and a "Volunteers Needed" column indicating "(Unlimited)". At the bottom, there are two buttons: "I'm AVAILABLE For These Events" (green) and "I'm NOT AVAILABLE For Any Of These Events" (red). A link to "Return to VVHHS Dashboard" is also present.

Available	Location	Locality	Date	Time	Roles	Volunteers Needed
<input type="checkbox"/>	02/05/2024	Chesterfield County	2/5/2024	10:00 AM to 12:00 PM		(Unlimited)
<input type="checkbox"/>	02/09/2024	Chesterfield County	2/9/2024	4:00 PM to 6:00 PM		(Unlimited)

3. You may also receive alerts by phone call. The phone number for these alerts is (804) 864-7200. Save this number as VVHS or MRC Alerts in your contact book. All phone alerts will begin with, "This is a message from the Virginia Volunteer Health System..."

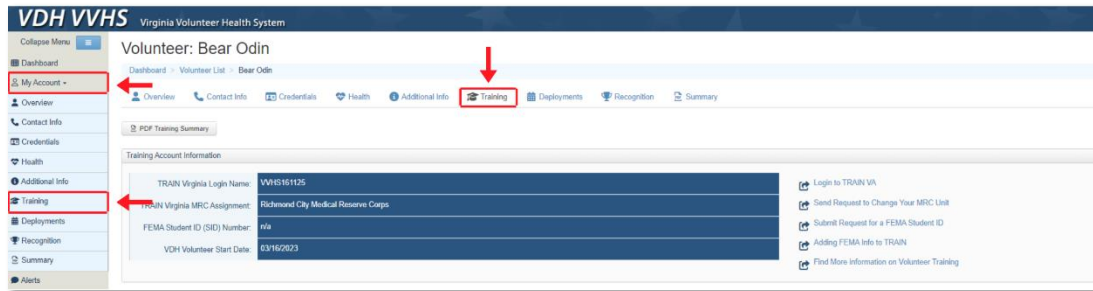
4. Alerts can also come as text messages on your mobile device. Only volunteers that have agreed to receive "text" communications on their profile, will receive alerts this way. Text alerts will prompt you to check your email for details and to respond. You can also respond with your availability directly from the text alert by following the link. A text message alert may look like this:



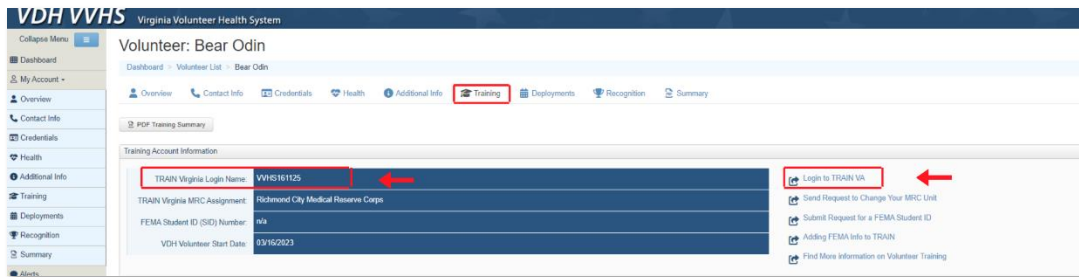
APPENDIX C – SETTING UP YOUR TRAIN ACCOUNT

LOCATING TRAIN VA USERNAME

Sign into VVHS at vamrc.vvhs.org . Click on “My account” in the top left menu. Then click on “training”.



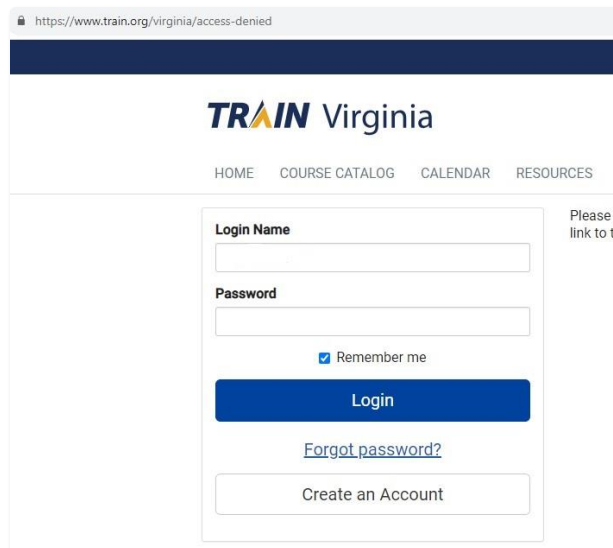
Under the training tab, you will see your VVHS username and the link to TRAIN VA.



SETTING UP YOUR TRAIN VA ACCOUNT

If you have not accessed TRAIN in the past six months OR if you have never accessed your TRAIN account since you joined the VA MRC, you will need to do the following steps to gain access to your account so you can begin/resume trainings.

1. Open TRAIN website and select [Forgot password?](#)



2. Enter the email address that you included in your Virginia Volunteer Health System profile and Select “Recover Password”

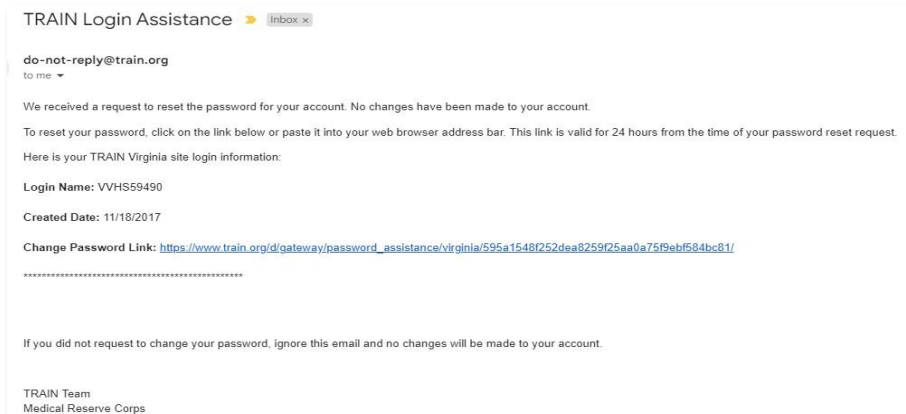



Forgot your login name or password?

Enter your login name or email

If you don't remember your login name or email please contact [support](#)

3. Check your inbox for a password reset email. Follow the link to establish a new Password.



TRAIN Login Assistance 

do-not-reply@train.org
to me

We received a request to reset the password for your account. No changes have been made to your account.

To reset your password, click on the link below or paste it into your web browser address bar. This link is valid for 24 hours from the time of your password reset request.

Here is your TRAIN Virginia site login information:

Login Name: VVHS59490

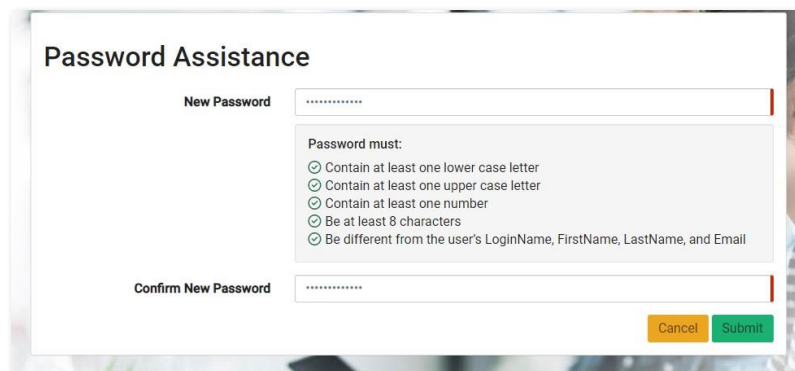
Created Date: 11/18/2017

Change Password Link: https://www.train.org/d/gateway/password_assistance/virginia/595a1548f252dea8259f25aa0a75f9ebf584bc81/

If you did not request to change your password, ignore this email and no changes will be made to your account.

TRAIN Team
Medical Reserve Corps

4. The link will return you to TRAIN for you to select your new password.



Password Assistance

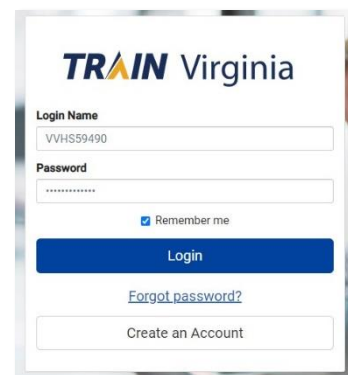
New Password

Confirm New Password

Password must:

- ☒ Contain at least one lower case letter
- ☒ Contain at least one upper case letter
- ☒ Contain at least one number
- ☒ Be at least 8 characters
- ☒ Be different from the user's LoginName, FirstName, LastName, and Email

5. Return to Login, Enter User Name and NEW Password



TRAIN Virginia

Login Name

Password

☒ Remember me

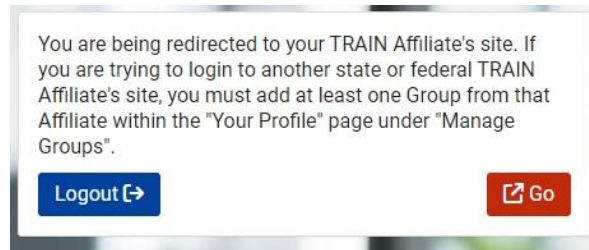
[Forgot password?](#)

6. If Logging Into TRAIN for the FIRST Time, you must scroll to the bottom of this page and check that you accept these terms.

I. General Policies and Liability Terms

1. www.Train.org is owned and operated by the Public Health Foundation (PHF) with assistance from the TRAIN Learning Network (TRAIN) Affiliates. Neither PHF nor the TRAIN Affiliates receive commissions or any other financial compensation related to user enrollment in a course or purchase through this system, unless a course is specifically noted as being offered by PHF or an Affiliate organization for a fee.

7. If you then receive this message, select the **RED Go** button



Once you have accessed TRAIN and have a valid password, it is important you complete your profile by assigning yourself to the appropriate training groups which will allow you to see all the appropriate trainings.

1. This first page should show you what Medical Reserve Corps unit you are in, nothing additional is needed.

Your Profile Is incomplete

Your profile contains all your system settings and attributes. Please note that some fields are required, until you complete all required settings some site functionality may be limited. For your convenience each section in the profile will indicate if it is incomplete.

Manage Groups

Account

Contact !

Address !

Organization !

Professional License Number

Professional Role !

Work Settings !

Demographic Information

FEMA Student ID Number

Professional Organization ID Number

Manage Groups

Join By Group Search

National/Medical Reserve Corps (MRC)
↓ Region 03 (Ill)/Virginia/Southwest Virginia Medical Reserve Corps ✕ ✎

Join Another Group

Join By Group Code

Group Code Join

- For Organization, the Virginia MRC is already populated. You can add your MRC Unit name (or just MRC if you don't remember) under Department/Division and Volunteer under Title.

Your Profile Is incomplete

Your profile contains all your system settings and attributes. Please note that some fields are required, until you complete all required settings some site functionality may be limited. For your convenience each section in the profile will indicate if it is incomplete.

Organization (Fields marked below are required)

Organization Name
Virginia MRC

Department / Division
Southwest Virginia MRC

Bureau / Section

Title
Volunteer

- Under Professional Role, scroll the bottom and select "Volunteer".

Your Profile Is incomplete

Your profile contains all your system settings and attributes. Please note that some fields are required, until you complete all required settings some site functionality may be limited. For your convenience each section in the profile will indicate if it is incomplete.

Professional Role

Please take a minute to review all roles before making your selection.

Please select up to three (3) Professional Roles that best match your profession, and select Specialization where available. If the "Other" option is selected, please enter specialization.

☐ Allied Health Professional

☐ Administrator / Director / Manager

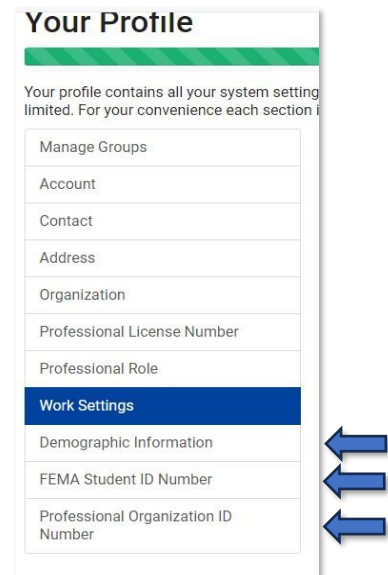
☒ Other (specify)
Southwest Virginia Medical Reserve Corps

- Under Work Settings, scroll to the bottom and select "Other" and include your unit name (or VA MRC).

Work Settings

☒ Other (specify)
Southwest Virginia Medical Reserve Corps

- Nothing is required for the bottom Three items, so you can skip this. Hit the Green Save Button at the top of the page and then go back to the Home page. However, if you have a FEMA Student ID you can add it here.



Your Profile

Your profile contains all your system settings limited. For your convenience each section is

Manage Groups
Account
Contact
Address
Organization
Professional License Number
Professional Role
Work Settings
Demographic Information
FEMA Student ID Number
Professional Organization ID Number

Three blue arrows point to the 'Demographic Information', 'FEMA Student ID Number', and 'Professional Organization ID Number' sections.

FINDING COURSES

Once you have successfully logged into TRAIN VA, you can search for courses.

- Log into TRAIN VA.
- Click “course Catalog” tab at the top of the screen.
- Search for courses using the title or number of the course.
- To register for a course, click the green “+Register” button. To save a course to complete later, click the blue “Save for Later” button.
- To view courses you’ve completed, click “Your Learning” at the top of the screen.

APPENDIX D – STEPS TO PERSONAL PREPAREDNESS

Disasters can strike quickly and without warning. They may force you to evacuate your neighborhood or require that you shelter in place inside your home. Disasters can also interrupt basic services like water, gas, electricity, and telephones. Local officials and relief workers may not be able to assist everyone who needs help in the aftermath of disaster. Families can cope with a disaster by preparing in advance and working together as a team. You cannot respond to help others if you are not prepared yourself.

- **Prepare a Plan** – prepare your disaster plan and review it with family members and contacts
- **Keep in Touch** – plan how your family will stay in contact if separated by disaster
- **Practice Your Plan** – exercise and evaluate your plan every six months
- **Neighbors Helping Neighbors** – working with neighbors can save lives and property

Learn how to better prepare yourself and your family:

- <https://www.ready.gov/>.
- [Prepare | VDEM \(vaemergency.gov\)](#)
- [Home | FEMA.gov](#)
- [Safety \(weather.gov\)](#)

Knowing what to do is your best protection and your responsibility!

ACKNOWLEDGEMENT AND RECEIPT OF HANDBOOK

Please sign and return the acknowledgement below to the MRC Coordinator to verify that you have received, read, and understand the information included in this handbook.

Please ask any questions that you have regarding this handbook prior to signing.



Volunteer Handbook Acknowledgement

I, _____, certify that I have received and reviewed the Southwest Virginia Volunteer Handbook.

I further understand that, by signing this statement, I am indicating that I have read the Volunteer Handbook, understand its contents, and have discussed any questions I have with a Unit Coordinator. I agree to abide by these policies during my volunteer term, and I understand that this statement will become a permanent part of my volunteer personnel file. I will not improperly disclose HIPAA protected information or Personally Identifiable Data (PII). I will not self-deploy. I will follow guidance and instruction from the health department while deployed as an MRC Volunteer.

Volunteer Name (Please Print)

Volunteer Signature

Date